


Product datasheet

Specifications



rack M340 - 8 slots - panel, plate or DIN rail mounting



BMXXBP0800

Main

Range of product Modicon M340 automation platform

Complementary

Number of slots 8 bus X

Product compatibility I/O module
BMXP34 processor
BMXCPS power supply
Specific application module

Power consumption in W 2 W

Electrical connection 1 connector (XBE) expansion module

Fixing mode By 4 screws - diameter: 4.32...6.35 mm, mounting on panel
By 4 M6 screws, mounting on plate
By clips, mounting on 35 mm symmetrical DIN rail

Net weight 0.95 kg

Environment

IP degree of protection IP20

Ambient air temperature for operation 0...60 °C

Relative humidity 10...95 % without condensation

Protective treatment TC

Packing Units

Unit Type of Package 1 PCE

Number of Units in Package 1 1

Package 1 Height 6.600 cm

Package 1 Width 15.300 cm

Package 1 Length 45.500 cm

Package 1 Weight 991.000 g

Unit Type of Package 2 S04

Number of Units in Package 2 9

Package 2 Height 30.000 cm

Package 2 Width 40.000 cm

Package 2 Length	60.000 cm
Package 2 Weight	9.783 kg
Unit Type of Package 3	P06
Number of Units in Package 3	54
Package 3 Height	104.000 cm
Package 3 Width	60.000 cm
Package 3 Length	80.000 cm
Package 3 Weight	66.280 kg

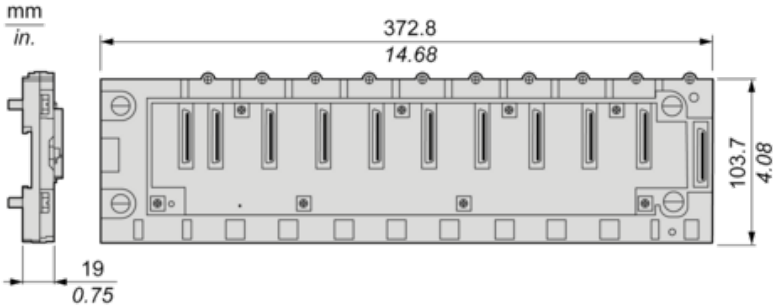
Offer Sustainability

Sustainable offer status	Green Premium product
REACH Regulation	REACH Declaration
EU RoHS Directive	Pro-active compliance (Product out of EU RoHS legal scope) EU RoHS Declaration
Mercury free	Yes
China RoHS Regulation	China RoHS declaration
RoHS exemption information	Yes
Environmental Disclosure	Product Environmental Profile
Circularity Profile	End of Life Information
WEEE	The product must be disposed on European Union markets following specific waste collection and never end up in rubbish bins

Contractual warranty

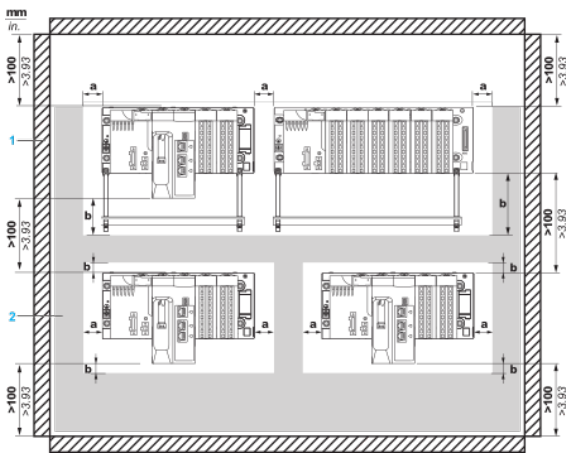
Warranty	18 months
----------	-----------

Dimensions



Minimum Clearance

Minimum Clearance of a typical installation in a cabinet with ducts



a Side clearance: > 40 mm (1.57 in.)

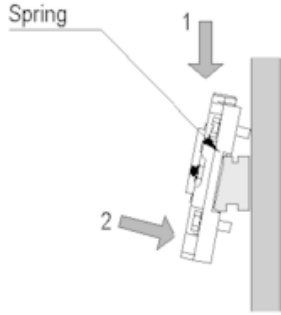
b Top and bottom clearance with surrounding objects: > 20 mm (0.79 in.)

1 Installation or casing

2 Wiring duct or tray

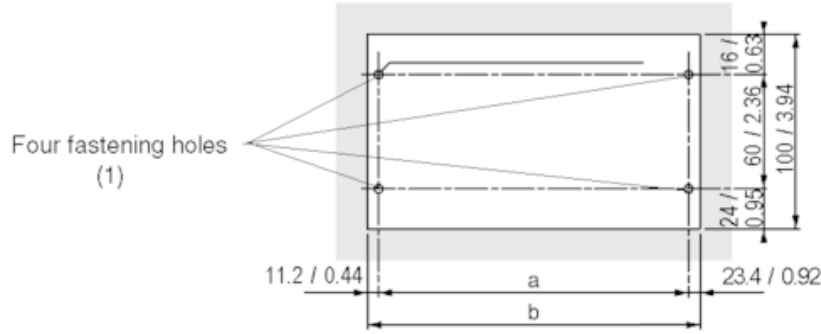
Mounting and Fastening the Racks

Mounting on 35 mm (1.38 in.) Wide and 15 mm (0.59 in.) Deep DIN Rails with Four HM6 Screws



Mounting on Panels

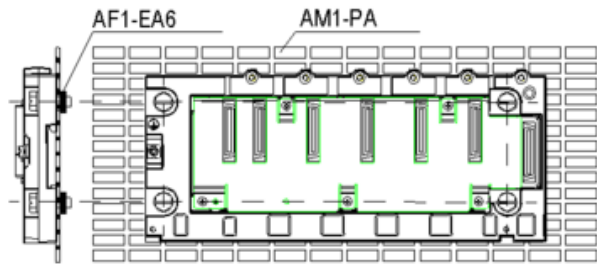
Dimensions in mm / in.



(1) The diameter of the fastening holes must allow use of M4, M5, M6 and UNC #6 screws.

Rack	a	b	Size of the rack and extension module
BMXXBP040 and BMXXBP0400H	207.8 mm (8.187 in.)	242.2 mm (9.543 in.)	243.4 mm (9.59 in.)
BMXXBP0600 and BMXXBP0600H	273 mm (10.756 in.)	307.6 mm (12.12 in.)	308.8 mm (12.167 in.)
BMXXBP0800 and BMXXBP0800H	338.2 mm (13.325 in.)	372.8 mm (14.69 in.)	374 mm (14.736 in.)
BMXXBP1200 and BMXXBP1200H	468.6 mm (18.463 in.)	503.2 mm (19.826 in.)	504.4 mm (19.873 in.)

Mounting on Telequick AM1-PA and AM3-PA Mounting Grids



Fasten the rack with four M4, M5, M6 or UNC #6 screws.

Recommended replacement(s)