

LANmark-OF Slimflex Patch Cords Singlemode

- Optical fiber patch cords
- LANmark-OF singlemode performance
- GIGAliteFLEX bend insensitive fibre
- For use in cabinets and workplaces

DESCRIPTION

Guarantees and installation

Nexans LANmark-OF optical fibre patch cords have been designed for indoor applications in support of high speed protocols.

High speed protocols supported include, but are not limited to Ethernet 1GBase-LX and Ethernet 10GBase-LR

Details on the supported distances can be found in the LANmark-OF warranty modules.

Typical installation environments are:


- Cabinets to connect patch panels to active equipment.
- Cross connects in data centres.
- Suitable for use in the work area to connect the workstation to the wall outlet (Fibre To The Desk).

Characteristics

- Patch cord cable is according to IEC 60794-2-50
- Maximum insertion loss according to IEC 61300-3-4: 0.25 dB
- Typical insertion loss: 0.1 dB
- Minimum return loss according to IEC 61300-3-6 for LC/UPC: 50 dB
- Minimum return loss according to IEC 61300-3-6 for LC/APC: 65 dB
- Duplex LC-LC, duplex LC-SC and duplex SC-SC patch cords have a duplex cable construction with a diameter of 2 X 2.0 mm.
- Short connector boots of 19mm
- Small bend radius: 10 mm
- A traceability label is added close to the connector

Fibre type

The LANmark-OF SM patch cords have LANmark-OF SM GIGAliteFLEX fibre inside. These fibres are bend insensitive and compliant to ITU-T G.657.A1 and to IEC 60793-2-50, fibre model B6.a1. The pigtail jacket of the singlemode pigtails is yellow.



NOTICE

During a transition phase you may receive products which are branded either Aginode or Nexans

STANDARDS

International ISO/IEC 11801



Static bending rad.
10 mm



Operating temp.
-10 ... 50 °C

All drawings, designs, specifications, plans and particulars of weights, size and dimensions contained in the technical or commercial documentation of Nexans is indicative only and shall not be binding on Nexans or be treated as constituting a representation on the part of Nexans.

Generated 7/22/24 www.nexans.no Page 1 / 4

LANmark-OF Slimflex Patch Cords Singlemode

Design

Nexans LANmark-OF patchcords designed according to the "Cross-Over" wiring principle to improve field installation (A1-B2, B1-A2). This conforms to the requirements of IEC 11801 and EN 50174-1:2009.

The "butterfly" duplex clip allows to change the polarity on site easily by simply removing the 2 connectors and put them in a reverse order back into the same clip. No tool is required for this polarity change.

CHARACTERISTICS

Construction characteristics

Armour type	Aramid yarn
Colour	Yellow
Fiber optic type	SingleMode 9/125
Outer sheath	LSZH-FR

Transmission characteristics

Insertion Loss, maximum, dB	0.25 dB
-----------------------------	---------

Mechanical characteristics



Crush resistance (IEC 60794-1-E3)	100 N/cm
Maximum pulling force (IEC 60794-1-2-E1)	200 N

Usage characteristics

Minimum static operating bending radius	10 mm
Operating temperature, range	-10 ... 50 °C

PRODUCT LIST

Nexans Ref.	Country Ref.	Name	Connector type	Return Loss, Minimum, dB [dB]
 N122.4DPYX	-	LANmark-OF Slimflex Patch Cord DLC/APC - DSC/APC SM LSZH Yellow X m	Duplex LC/APC-SC/APC	65
 N122.4CLYX	-	LANmark-OF Slimflex Patch Cord DLC/UPC - DSC/UPC SM LSZH Yellow X m	Duplex SC-LC	50
 N122.4CCYX	-	LANmark-OF Slimflex Patch Cord DSC/UPC - DSC/UPC SM LSZH Yellow X m	Duplex SC-SC	50
 N122.4DCYX	-	LANmark-OF Slimflex Patch Cord DSC/APC - DSC/UPC SM LSZH Yellow X m	Duplex SC/UPC-SC/APC	50

 = Make to order,  = In stock,



Static bending rad.
10 mm












Operating temp.
-10 ... 50 °C

All drawings, designs, specifications, plans and particulars of weights, size and dimensions contained in the technical or commercial documentation of Nexans is indicative only and shall not be binding on Nexans or be treated as constituting a representation on the part of Nexans.

Generated 7/22/24 www.nexans.no Page 2 / 4

LANmark-OF Slimflex Patch Cords Singlemode

Nexans Ref.	Country Ref.	Name	Connector type	Return Loss, Minimum, dB [dB]
 N122.4DLYX	-	LANmark-OF Slimflex Patch Cord DLC/UPC - DSC/APC SM LSZH Yellow X m	Duplex LC/UPC-SC/APC	50
 N122.4CPYX	-	LANmark-OF Slimflex Patch Cord DLC/APC - DSC/UPC SM LSZH Yellow X m	Duplex LC/APC-SC/UPC	50
 N122.4PPYX	-	LANmark-OF Slimflex Patch Cord DLC/APC - DLC/APC SM LSZH Yellow X m	Duplex LC/APC-LC/APC	65
 N122.4LLYX	-	LANmark-OF Slimflex Patch Cord DLC/UPC - DLC/UPC SM LSZH Yellow X m	Duplex LC-LC	50
 N122.4PLYX	-	LANmark-OF Slimflex Patch Cord DLC/APC - DLC/UPC SM LSZH Yellow X m	Duplex LC/UPC-LC/APC	50
 N122.4DDYX	-	LANmark-OF Slimflex Patch Cord DSC/APC - DSC/APC SM LSZH Yellow X m	Duplex SC/APC-SC/APC	65
 N122S.4LLYX	-	LANmark-OF Slimflex Simplex Patch Cord LC/UPC-LC/UPC SM LSZH Xm Yellow	LC	50

 = Make to order,  = In stock,



Static bending rad.
10 mm



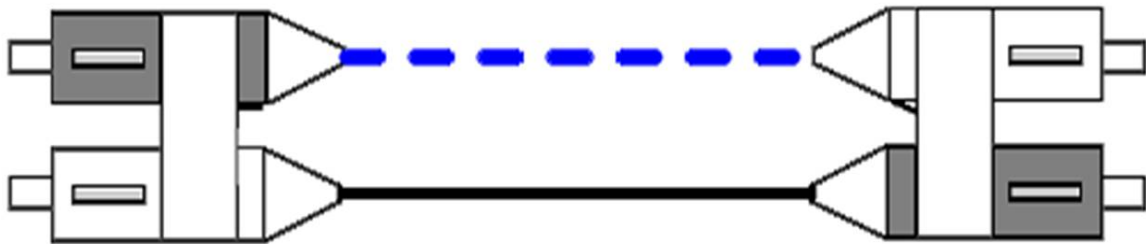
Operating temp.
-10 ... 50 °C

All drawings, designs, specifications, plans and particulars of weights, size and dimensions contained in the technical or commercial documentation of Nexans is indicative only and shall not be binding on Nexans or be treated as constituting a representation on the part of Nexans.

Generated 7/22/24 www.nexans.no Page 3 / 4

LANmark-OF Slimflex Patch Cords Singlemode

SCHEMATIC POLARITY PATCH CORD



Cross-over patch cord (A1 to B2 & B1 to A2)