

EARTHING & LIGHTNING

PROTECTION SOLUTION

Air Termination Network Solution



Earthing Solution



Exothermic Welding



ELPS
DESIGN
SOLUTION

CONTENT

1. INTRODUCTION TO RAYCHEM RPG	3
1.1. Company Profile	
1.2. Earthing & Lightning Protection Solution	
2. LIGHTNING PROTECTION	8 - 20
2.1. Direct Lightning Protection (Direct Strike to Structures)	8 - 12
2.1.1. Air terminal Rods - Passive Components	
2.1.2. Multipoint	
2.1.3. Strike Pad	
2.1.4. Air Terminal Base, Clamps & Bonds	
2.2. Down Conductor Network	13 - 20
2.2.1. Down Conductor (Ex.: Tape / Conductor)	
2.2.2. Clamping Accessories	
2.2.3. Bonding Components	
2.2.4. Additional Accessories	
3. EARTHING PROTECTION	22 - 29
3.1. Earthing and Grounding Solutions	22
3.1.1. Copper Bonded Earth Rod & Accessories	
3.1.2. Solid Copper Earth Rod & Accessories	23
3.2. Clamps & Bonds	24
3.3. Earth Lattice	26
3.4. Solid Earth Plate	26
3.5. Earth Inspection Housing Pits	27
3.5.1. Concrete Inspection Pit	
3.5.2. Light Weight Inspection Pit	
3.6. Earth Enhancing Compound	27
3.7. Inspection Housing Earth Bar	27
3.8. Additional Accessories	28-29
3.8.1. Earth Bar with Disconnecting Link	
3.9. Test Link	30
4. EXOTHERMIC WELDING	32 - 37
4.1. Introduction	32
4.2. Installation Guidelines	33
4.3. Weld Mould Components	34 - 78
4.3.1. Bar (Tape) to Bar (Tape)* Type - 1 Mould	
4.3.2. Standard Cable to Standard Cable* Type - 2 Mould	
4.3.3. Standard Cable to Standard Cable* Type - 3 Mould	
4.3.4. Bar (Tape) / Standard Cable to Steel Surface Bonding* Type - 4 Mould	
4.3.5. Bar (Tape) to Standard Cable* Type - 5 Mould	
4.3.6. Standard Cable to Rebar Bonding* Type - 6 Mould	
4.3.7. Bar (Tape) / Standard Cable to Earth Electrode Bonding* Type - 7 Mould	
4.4. Accessories	79
4.4.1. Handle Clamps	
4.4.2. Exo-Thermic Weld Powder	
4.4.3. Other Miscellaneous Accessories	
5. ADDITIONAL PRODUCTS AVAILABLE	80

1. INTRODUCTION TO RAYCHEM RPG

1.1. Company Profile

Raychem RPG (P) Ltd., incorporated in 1989, is a 50:50 joint Venture between TE Connectivity, U.S.A. (formerly Tyco Electronics) and RPG Enterprises, India.

TE Connectivity is a US\$13 Billion global provider for solutions in Network, Transportation, Consumers and Industrial for over 50 years.

RPG Enterprises, an establishment of over 30 years, is one of India's fastest growing business groups with turnover of US\$ 3 Billion. The group has more than fifteen companies managing diverse business interests in the areas of Automotive Tyres, Infrastructure, IT and Specialty including Pharmaceuticals, Power Ancillaries & Plantations.

1.2. Earthing & Lightning Protection Solution

At Raychem RPG we provide you with complete one stop solution for all your Earthing and Lightning protection needs. As a solution provider we offer you with :-

1. Lightning Protection Solution which includes:

- **Risk Assessment Calculation:**

The aim of the risk assessment process is to remove a hazard or reduce the level of risk by adding precautions or control measures as necessary. By doing so, we aim to create a safe workplace.

Raychem RPG technical team has developed Arrestek (software RA.version-01), an invaluable tool which automates the complex calculations required by IEC/EN 62305-2.

To access the tool please use the below link:
<http://raychemrpg.com/risk-assessment-software/>

- **Direct Lightning:**

As per the Risk Assessment Calculation protection level will be finalised. Based on the protection level and as per the requirements of the project / client, Lightning Protection Passive System (BS EN / IEC 62305) & (NFPA 780) and Active System (NFC 17 - 102) will be proposed.

- **Indirect Lightning Protection: Surge Protection Device (SPD)**

Indirect lightning system protects against transient induced over voltage / current to the internal equipments like:

- 1) Power
- 2) Data & Telecommunication

2. Earthing Solution which includes:

- **On-Site Soil Resistivity Survey and Ground Resistance Measurement:**

Raychem RPG conducts the soil resistivity survey to determine the electrical resistance of the ground at a specific location. This is done by high end test instrument, capable of filtering out unwanted electrical noise that may foul the results gained.

Our team of Engineers and Technicians will attend to your site and carryout a full electrical assessment of the ground.

All work is carried out in accordance with BS 7430:2015 (Code of practice for protective earthing of electrical installations), BS EN 50522:2010 (Earthing of power installations exceeding 1kV a.c.).

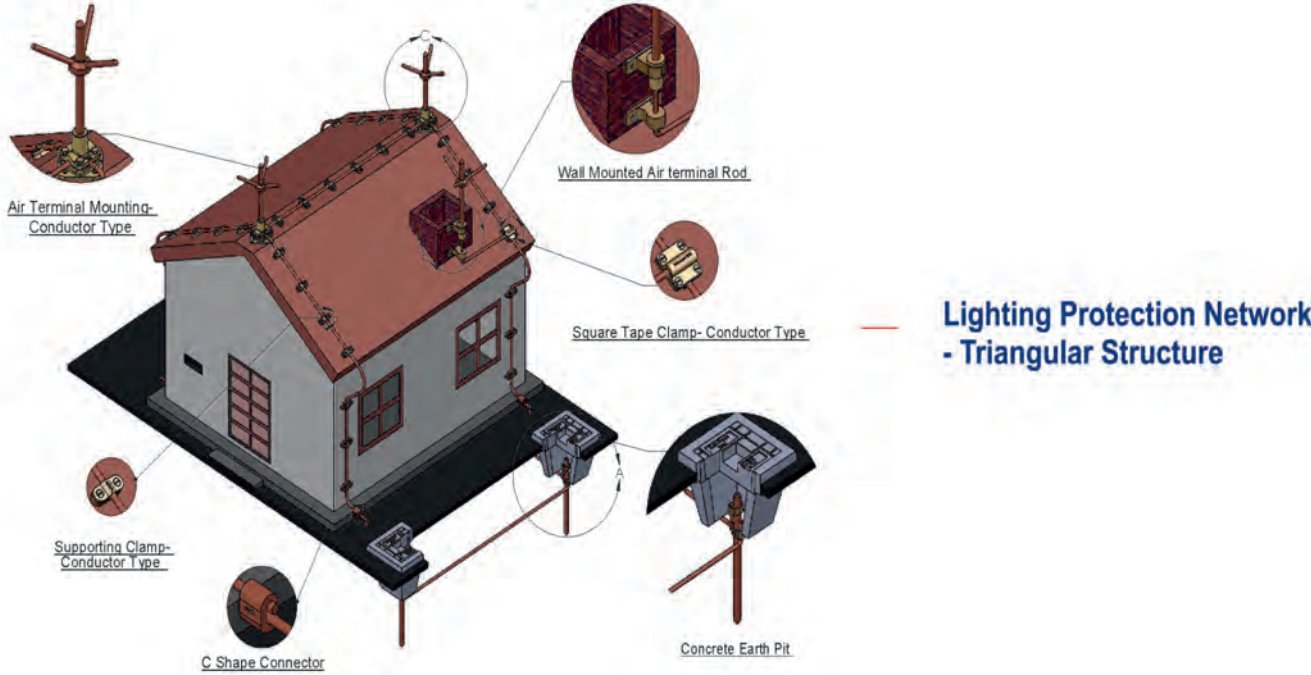
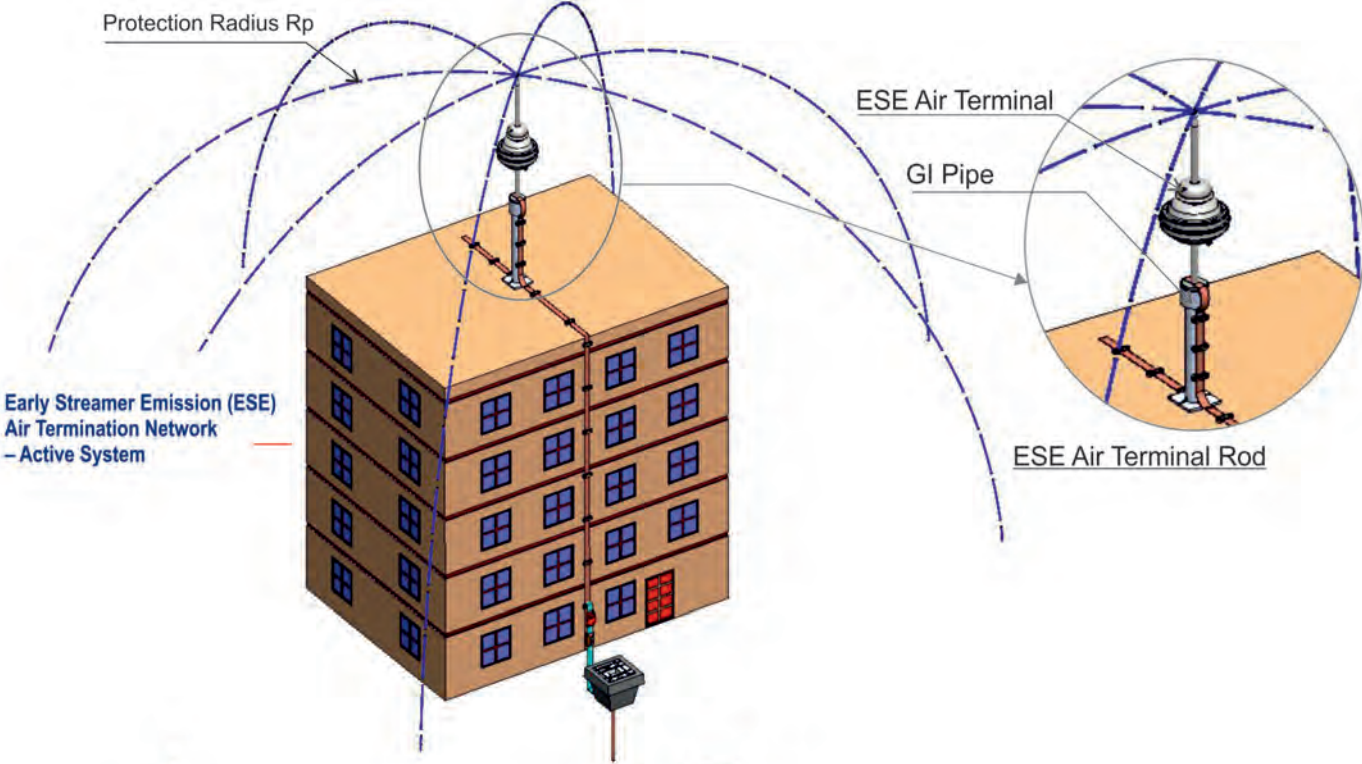
- **Earthing Calculation:**

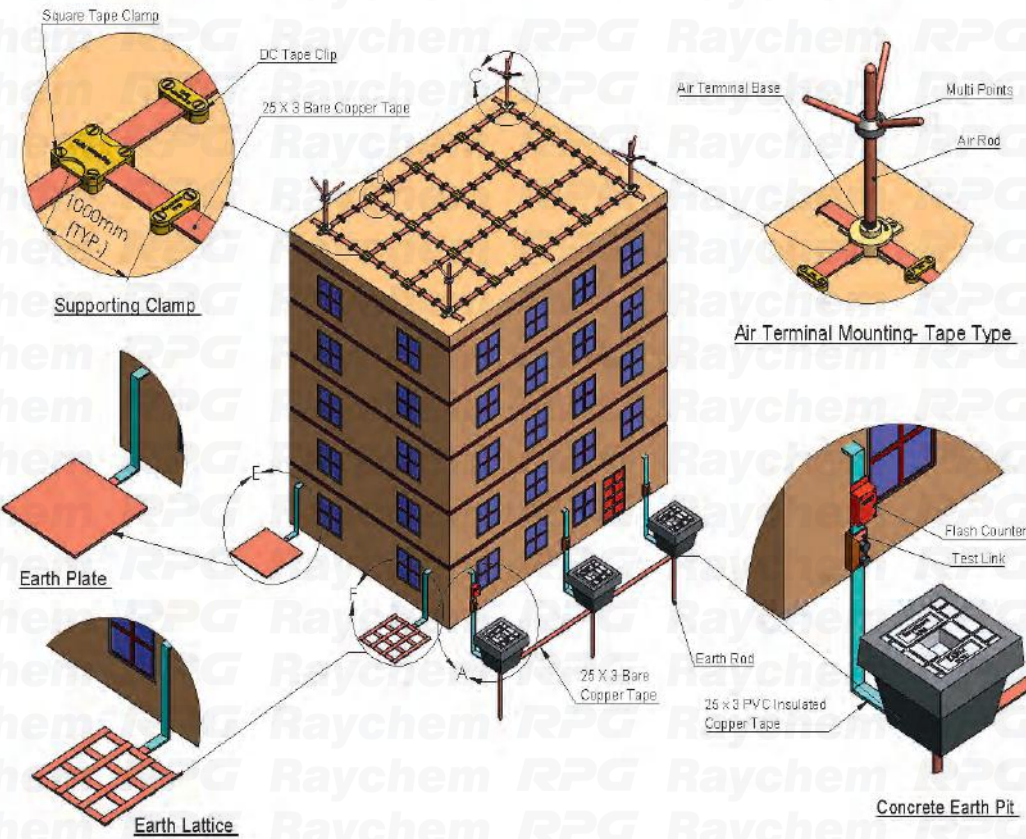
Earthing calculations (Earth Grid Conductor Cross section, Earth rod cross section and earthing grid calculations to achieve the $<1 \Omega_m$) for Residential, Commercial and Industrial projects based on soil resistivity survey value of site, fault current in kA of Main Distribution Board (MDB).

- **Earthing Design:**

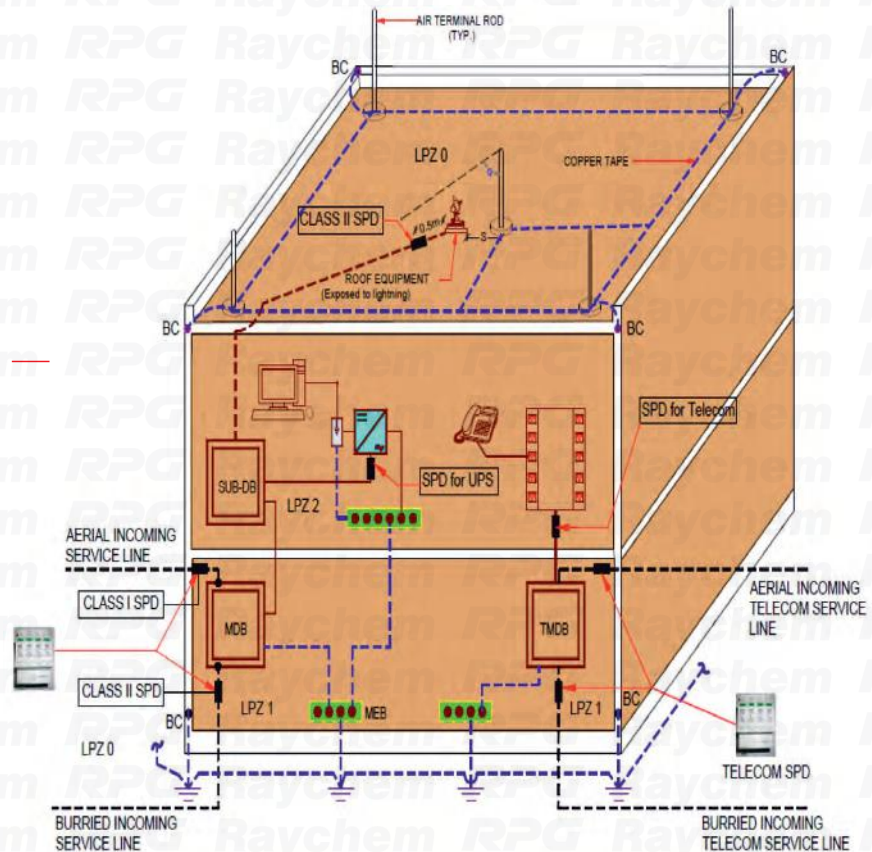
Based on the earthing calculation (BS 7430 / IEEE 80), we provide earthing system design for different type of structures. We also recommend back fill component where corrosive atmosphere to achieve required ground resistance.

EARTHING & LIGHTNING Protection Solution





Surge Protection Device (SPD) – Indirect Lightning Protection



2. LIGHTNING PROTECTION

2. LIGHTNING PROTECTION

2.1. Direct Lightning Protection (Direct Strike To Structures)

2.1.1. Conventional

Air terminal Rods - Passive Components

Air Terminal Rod is used on highest point of an elevated structure to captures maximum lightning strike .

Product Code		Nominal dia. in mm	Thread Size	Length mm
Copper #	Aluminium			
RAR -01	RARA -01	15	M16	300
RAR -02	RARA -02	15	M16	500
RAR -03	RARA -03	15	M16	1000
RAR -04	RARA -04	15	M16	1500
RAR -05	RARA -05	15	M16	2000
RAR -06	RARA -06	19	M20	300
RAR -07	RARA -07	19	M20	500
RAR -08	RARA -08	19	M20	1000
RAR -09	RARA -09	19	M20	1500
RAR -10	RARA -10	19	M20	2000

- Grade of Copper used is ETP - Cu, having 99.9% purity.
- It is recommended to use Raychem's Guy Wire Support Flange for Air Rod over 1000 mm.

2.1.2. Multipoint

Product Code		Product Name
Copper Alloy	Aluminium	
RMP-01	RMPA - 01	Multipoint Set for 15mm dia. rod
RMP-02	RMPA - 02	Multipoint Set for 19mm dia. rod



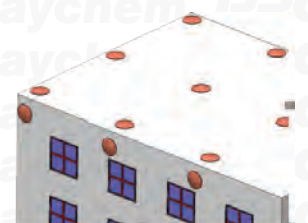

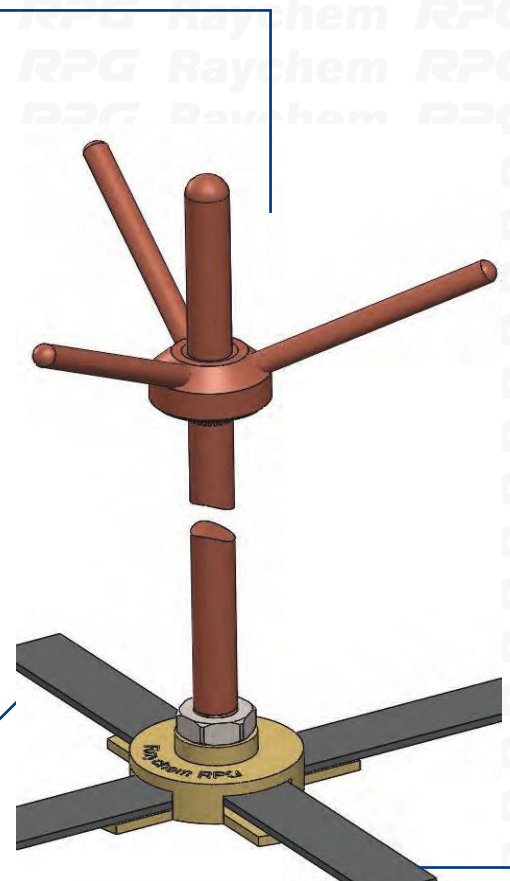
2.1.3. Strike Pad

Used where it is not possible to install conductor on the roof or side of a building. A typical application would be on the roof of a car park where the conductor is laid underneath the tarmac and the strike pads fitted on top.

Material: High Strength Copper Alloy

Part Code	Dia
RASP-01	112 mm

- Additional accessories (Stem, Locknut, etc..) can be provided as per request.




2.1.4. Air Terminal Base

Base: Tape Type

Electrical connection between air terminal rod and down conductor.


Product Code		Thread Dia	Tape in mm
Copper Alloy	Aluminium		
# RAT-01	RATA-01	M16	25 x 3
# RAT-03	RATA-03	M20	25 x 3



Ridge Saddle: Tape Type

Used to provide support to the Air terminal rod on roof ridges.

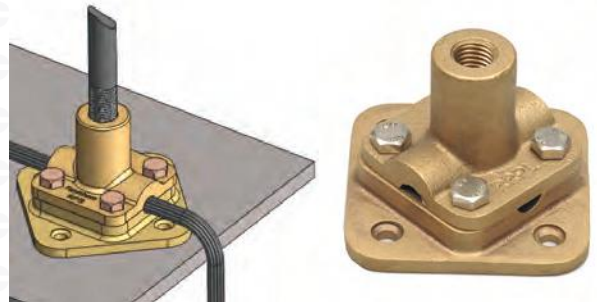
Product Code		Thread Dia.	Max. Tape Size in mm
Copper Alloy	Aluminium		
RRS-01	RRSA-01	M16	30 x 6
RRS-03	RRSA-03	M20	30 x 6



Conductor Type

Electrical connection between air terminal rod and down conductor (conductor).

Product Code		Cross Section in mm ²	Threading Dia.
Copper Alloy	Aluminium		
RAT - 101	RATA - 101	50	M16
RAT - 102	RATA - 102	50	M20
RAT - 103	RATA - 103	70	M16
RAT - 104	RATA - 104	70	M20
RAT - 105	RATA - 105	95	M16
RAT - 106	RATA - 106	95	M20



2. LIGHTNING PROTECTION

Side Mounting Rod Brackets

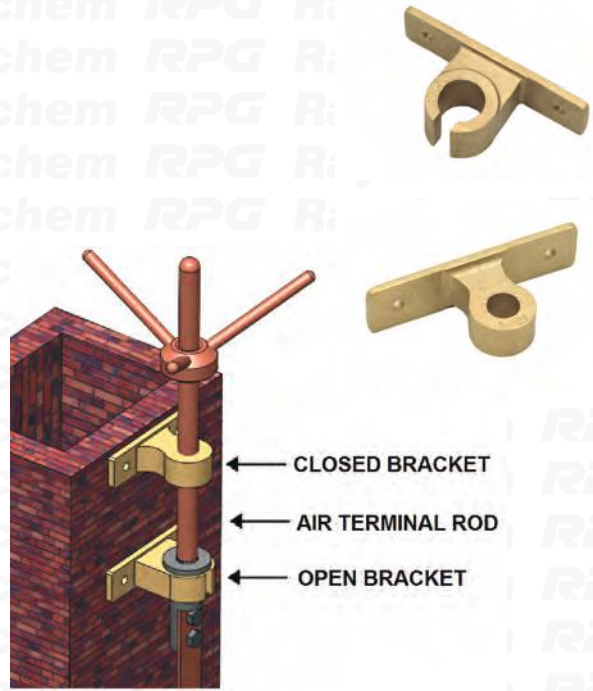
Used to provide support to the Air terminal rod on side / wall mounting.

Open Type Bracket

Product Code (Open Type)		Rod Dia. in mm
Copper Alloy	Aluminium	
RROB-01	RROBA-01	15
RROB-02	RROBA-02	19

Closed Type Bracket

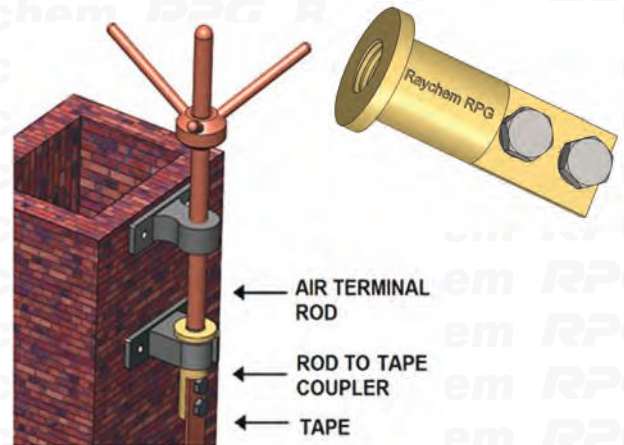
Product Code (Closed Type)		Rod Dia. in mm	Tape Size in mm
Copper Alloy	Aluminium		
RRCB-01	RRCBA-01	15	25x3
RRCB-02	RRCBA-02	19	25x3



Connection Clamp: Rod to Tape Coupling

Used to provide coupling support to the Air terminal rod to Tape on side / wall mounting bracket.

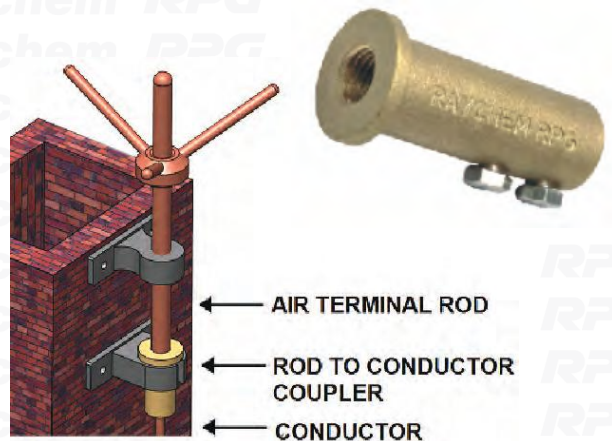
Product Code		Thread dia.	Tape Size in mm
Copper Alloy	Aluminium		
RTC-01	RTCA-01	M16	25x3
RTC-03	RTCA-03	M20	25x3



Connection Clamp: Rod to Cable Coupling

Used to provide coupling support to the Air terminal rod to Cable / conductor on side / wall mounting bracket.

Product Code		Thread Dia.	C / S Range in mm ²
Copper Alloy	Aluminium		
RRC-01	RRCA-01	M16	35 - 95
RRC-02	RRCA-02	M20	35 - 95




2.2. Down Conductor Network

2.2.1. Down Conductors - Tape

- Tape provides least resistance path from lightning fault current to ground earth pit.
- PVC Insulation provides protection against shock while carrying fault current of bare conductor

Product Code				Bare Tape (X * Y) mm
Bare Tape			PVC Covered Copper	
Copper	Tinned Coated Copper	Aluminium		
RBCT - 01	RTCT-01	RBAT - 01	RPCT-01	12.5 x 1.5
RBCT - 02	RTCT-02	RBAT - 02	RPCT-02	12.5 x 3
# RBCT - 03	# RTCT-03	RBAT - 03	RPCT-03	20 x 1.5
# RBCT - 04	# RTCT-04	RBAT - 04	RPCT-04	20 x 3
# RBCT - 05	# RTCT-05	RBAT - 05	RPCT-05	25 x 1.5
# RBCT - 06	# RTCT-06	RBAT - 06	RPCT-06	25 x 3
# RBCT - 07	# RTCT-07	RBAT - 07	RPCT-07	25 x 4
# RBCT - 08	# RTCT-08	RBAT - 08	RPCT-08	25 x 6
# RBCT - 09	# RTCT-09	RBAT - 09	RPCT-09	30 x 3
# RBCT - 10	# RTCT-10	RBAT - 10	RPCT-10	30 x 6
# RBCT - 11	# RTCT-11	RBAT - 11	RPCT-11	38 x 3
# RBCT - 12	# RTCT-12	RBAT - 12	RPCT-12	38 x 5
# RBCT - 13	# RTCT-13	RBAT - 13	RPCT-13	38 x 6
# RBCT - 14	# RTCT-14	RBAT - 14	RPCT-14	40 x 4
# RBCT - 15	# RTCT-15	RBAT - 15	RPCT-15	40 x 6
# RBCT - 16	# RTCT-16	RBAT - 16	RPCT-16	50 x 3
# RBCT - 17	# RTCT-17	RBAT - 17	RPCT-17	50 x 4
# RBCT - 18	# RTCT-18	RBAT - 18	RPCT-18	50 x 6
# RBCT - 19	# RTCT-19	RBAT - 19	RPCT-19	30 x 2
# RBCT - 20	# RTCT-20	RBAT - 20	RPCT-20	30 x 4
# RBCT - 21	# RTCT-21	RBAT - 21	RPCT-21	30 x 5
# RBCT - 22	# RTCT-22	RBAT - 22	RPCT-22	31 x 6
# RBCT - 23	# RTCT-23	RBAT - 23	RPCT-23	40 x 5
# RBCT - 24	# RTCT-24	RBAT - 24	RPCT-24	50 x 5

- Representative products colours as per BS 5252.
- PVC Sheath colour needs to be specified clearly while placing PO.
- Grade of Copper used is ETP - Cu, having 99.9% purity.



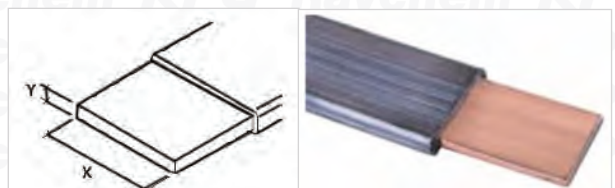
- Representative products tested for IEC 62561-2:2018.
- Tinplating is only for aesthetic reasons.

Lead Covered Copper Tape

Lead-covered (Pb), high conductivity, annealed 25 x 3mm flat copper earthing tape.

Lead covered for use in highly contaminated areas.

Pb-covered lead-copper tape is annealed for ultimate ductility and has radiused edges.



Product Code	Tape Size in mm
RLST-06	25 x 3

- Material: Copper to BS EN 13601 (formerly BS 1432).
- Customized cross section available on customer request

2. LIGHTNING PROTECTION

DOWN CONDUCTORS - STRANDED CONDUCTOR & SHEATHED

Bare Stranded Copper Conductor

- Copper stranded copper conductor provides least resistance path from lightning fault current to ground earth pit.
- Sheathed Insulation provides protection against shock while carrying fault current of bare conductor.



Bare Stranded Product Code	Sheathed Conductor Product Code	C/S Area in Sq.mm
RBSCC - 4	RPSCC - 4	4
RBSCC - 6	RPSCC - 6	6
RBSCC - 10	RPSCC - 10	10
RBSCC - 16	RPSCC - 16	16
RBSCC - 25	RPSCC - 25	25
RBSCC - 35	RPSCC - 35	35
RBSCC - 50	RPSCC - 50	50
RBSCC - 70	RPSCC - 70	70
RBSCC - 95	RPSCC - 95	95
RBSCC - 120	RPSCC - 120	120
RBSCC - 150	RPSCC - 150	150
RBSCC - 185	RPSCC - 185	185
RBSCC - 240	RPSCC - 240	240
RBSCC - 300	RPSCC - 300	300
RBSCC - 400	RPSCC - 400	400

- Grade of Copper used is ETP - Cu, having 99.9% purity.
- PVC Sheath colour needs to be specified clearly while placing PO.

Bare Solid Conductor

Copper solid copper conductor provides least resistance path from lightning fault current to ground earth pit.



Product Code	C/S Area in Sq.mm
RBSC - 50	50
RBSC - 70	70

- Grade of Copper used is ETP - Cu, having 99.9% purity.

Hard Drawn Copper Flat

Hard drawn copper flat bars suitable for used as copper bus bars.



Product Code	C/S Area in mm
RHCT-01	25 x 3
RHCT-02	25 x 6
RHCT-03	38 x 6
RHCT-04	50 x 6
RHCT-05	50 x 10
RHCT-06	75 x 6
RHCT-07	100 x 6

2.2.2. Clamping Accessories

D.C. Tape Clip – Tape Type

It provides support to the down conductor tape and is rigid enough to with stand mechanical stresses, lightning stresses, and thermal expansion and contraction of the conductor tapes.



Product Code		Copper Tape / Strip Size in mm
Copper Alloy #	Aluminium	
RDC - 01	RDCA - 01	20 x 3
RDC - 02	RDCA - 02	25 x 3
RDC - 03	RDCA - 03	25 x 4
RDC - 04	RDCA - 04	25 x 6
RDC - 05	RDCA - 05	31 x 3
RDC - 06	RDCA - 06	31 x 6
RDC - 07	RDCA - 07	38 x 3
RDC - 08	RDCA - 08	38 x 5
RDC - 09	RDCA - 09	38 x 6
RDC - 10	RDCA - 10	50 x 3
RDC - 11	RDCA - 11	50 x 4
RDC - 12	RDCA - 12	50 x 6
RDC - 13	RDCA - 13	50 x 8
RDC - 17	RDCA - 17	30 x 5
RDC - 18	RDCA - 18	40 x 5
RDC - 19	RDCA - 19	31 x 7
RDC - 20	RDCA - 20	50 x 5



* Representative products tested for IEC 62561-2:2018

Tape Clip – Tape Type

It supports tape / strip on the flat surface.




Product Code		Conductor Size in mm
Copper	Aluminium	
RTC - 101	RTCA - 101	20 x 3
RTC - 102	RTCA - 102	25 x 3
RTC - 103	RTCA - 103	50 x 6
RTC - 106	RTCA - 106	31 x 6

Non Metallic D.C. Tape Clip

It provides support to the PVC insulated tape and is rigid enough to with stand mechanical stresses, lightning stresses, and thermal expansion and contraction of the conductor tapes.


Material : Polyamide, UV Resistant



Product Code	Tape Size in mm	Colour	Tape
RDGP - 01	25 x 3	Grey	PVC Insulated Tape
RDGP - 02	25 x 3	Grey	Bare Copper Tape

Heavy Duty Conductor Saddle

It uses in conjunction wall mounted air terminal bases.



Product Code		Conductor Dia. in Sq. mm
Copper Alloy	Aluminium	
RHDS - 50	RHDSA - 50	50
RHDS - 70	RHDSA - 70	70
RHDS - 95	RHDSA - 95	95
RHDS - 240	RHDSA - 240	240
RHDS - 120	RHDSA - 120	120

One Hole Clip

It supports round conductor on the flat surface



Product Code		Conductor in Sq.mm
Copper	Aluminium	
RHC-01	RHCA-01	25 - 35
RHC-02	RHCA-02	50 - 70
RHC-03	RHCA-03	95
RHC-04	RHCA-04	120
RHC-05	RHCA-05	150
RHC-06	RHCA-06	185
RHC-07	RHCA-07	240
RHC-08	RHCA-08	300

2. LIGHTNING PROTECTION

Back Plate Holdfast Clamp

It's required for installation of tape / conductor, when the tape/conductor is to be secured away from the face of wall.


Note: This should be used with appropriate D.C Tape Clip / Conductor Saddle.



Product Code	Material
RBPH - 01	Copper Alloy
RBPH - 02	Aluminium
RBPH - 03	Brass

Square Clamp - Tape To Conductor

Square Clamp are used to cross joints between the tape to solid conductor.



Product Code	Tape Size	Conductor Size in Sq. mm.
Copper Alloy	Copper	
RTSC-70253	25X3	70



Square Tape Clamp (Type 1)

Square tape clamp are used for supporting or fixing the 4-Way connection.

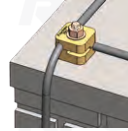


Product Code		Copper Tape / Strip size in mm
Copper Alloy	Aluminium	
RSC-01	RSCA-01	20 x 3
RSC-02	RSCA-02	25 x 3
RSC-04	RSCA-04	25 x 6
RSC-05	RSCA-05	38 x 3
RSC-07	RSCA-07	38 x 6
RSC-08	RSCA-08	50 x 3
RSC-09	RSCA-09	50 x 6



Square Conductor Clamp - Type 1

Square conductor clamps are used for supporting or fixing the 3 - way connections on down conductor and an effective low resistive connection between overlapping conductors.



Product Code		Conductor Size. in Sq.mm
Copper Alloy	Aluminium	
RSC - 101	RSCA - 101	35
RSC - 102	RSCA - 102	50
RSC - 103	RSCA - 103	70
RSC - 104	RSCA - 104	95



Square Conductor Clamp - Type 2

Square conductor Clamps are used for supporting or fixing the 4 - way connections on down conductor and an effective low resistive connection between overlapping conductors.



Product Code		Conductor C/S in Sq.mm
Copper Alloy	Aluminium	
RSC-201	RSCA-201	35
RSC-202	RSCA-202	50
RSC-203	RSCA-203	70
RSC-204	RSCA-204	95
RSC-205	RSCA-205	120



Self Adhesive D.C. Tape Clip

It secures conductors to surfaces that cannot be penetrated by a screw.

Suitable for aluminum, copper, Insulated tapes. Applicable for glass, Perspex, enamel and stainless steel etc.

Disc Dia.: 85mm

Material: Polyamide base with Polyamide clip, UV Resistant.



Product Code	Tape Size in mm
RSADC-253	25 X 3

Compound for Self Adhesive D.C.Tape Clip: Very High Bond (VHB) Double Sided Foam Type

1. Very conformable, double-sided, pressure-sensitive, closed-cell acrylic foam tape.
2. High strength, Durable and Clean appearance.

Tee Clamp

It provides effective low resistance cross joints in solid circular conductor networks.



Product Code		Conductor in Sq.mm
Copper Alloy	Aluminium	
RTC-135	RTCA-35	35
RTC-150	RTCA-150	50-95



Jointing Clamp

It provides effective low resistance cross joints in solid circular conductor networks.



Product Code		Conductor Dia. in mm
Copper Alloy	Aluminium	
RJC-01	RJCA-01	8



Plate Test Clamp

It's used for supporting or fixing the 4 - way connections on down conductor and an effective low resistive connection between overlapping conductors.



Product Code		Tape Size in mm
Copper Alloy	Aluminium	
RPC - 33	RPCA - 33	25 x 3



Bi-Metallic Connector

Bi-Metallic connectors are used to join aluminium and copper tapes / cables together. They enable a neat and practical jointing method without the need for tinning, riveting or wrapping the joint.



Product Code	Tape Size in mm
RBMC - 01	20 x 3
RBMC - 02	25 x 3

Interface Test Clamp

Provides an effective low resistance connection and disconnection between overlapping conductors.




Product Code		Conductor dia. mm	Conductor Size in mm
Copper Alloy	Aluminium		
RITC - 01	RITCA - 01	8	25 x 3



Screwdown Test Clamp

It's used to create a disconnection joint between the down conductor system with 4 - way connections and earthing system.



Product Code		Tape Size in mm
Copper Alloy	Aluminium	
RSC - 253	RSCA - 253	25 x 3



2. LIGHTNING PROTECTION

2.2.3. Bonding Components

Earth Boss

Stainless Steel Earth Boss

The Earth Boss is manufactured from Stainless Steel SS304 / SS316.

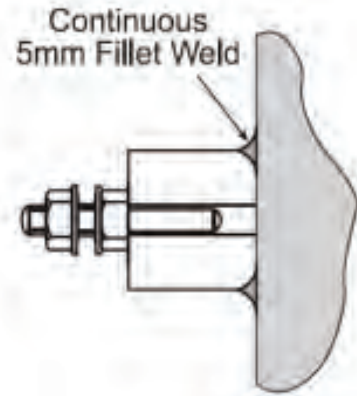
Length in mm	Dia. in mm
25	25
30	30
30	40
30	50
40	30
40	40
40	50
50	30
50	40
50	50

Product Key:

REB X XX (XXX)



1. Material:
S – Stainless Steel
2. Size – (Length x Diameter)
3. Thread Size - (As per customer requirement.)



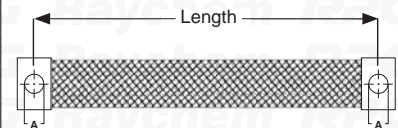
Braid

Flexible / Circular Braid

Raychem RPG Manufacturers flexible bonding conductors / flexible earth braid as per IEC 62561-2:2018, BS EN 50164-2:2009 & BS 7430.

Flat Flexible Earth Braid

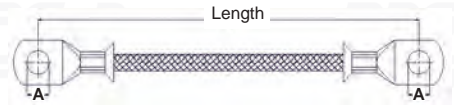
Product Code	Product Code	Cross Section Area	Nominal Dimension	Length of Braid	Hole Diameter (A)
Bare	Tinned	Sq.mm	mm	mm	mm
RBCB 200-6-7	RTCB 200-6-7	6	12 x 1	200	7
RBCB 400-6-7	RTCB 400-6-7	6	12 x 1	400	7
RBCB 200-10-7	RTCB 200-10-7	10	15 x 1.5	200	7
RBCB 400-10-7	RTCB 400-10-7	10	15 x 1.5	400	7
RBCB 200-16-9	RTCB 200-16-9	16	19 x 2.5	200	9
RBCB 400-16-9	RTCB 400-16-9	16	19 x 2.5	400	9
RBCB 200-25-11	RTCB 200-25-11	25	25 x 3.0	200	11
RBCB 400-25-11	RTCB 400-25-11	25	25 x 3.0	400	11
RBCB 200-35-11	RTCB 200-35-11	35	25 x 3.5	200	11
RBCB 400-35-11	RTCB 400-35-11	35	25 x 3.5	400	11
RBCB 200-50-11	RTCB 200-50-11	50	30 x 5.0	200	11
RBCB 400-50-11	RTCB 400-50-11	50	30 x 5.0	400	11
RBCB 200-70-13	RTCB 200-70-13	70	32 x 6.0	200	13
RBCB 400-70-13	RTCB 400-70-13	70	32 x 6.0	400	13
RBCB 200-95-13	RTCB 200-95-13	95	37 x 6.0	200	13
RBCB 400-95-13	RTCB 400-95-13	95	37 x 6.0	400	13
RBCB 200-120-17	RTCB 200-120-17	120	45 x 6.0	200	17
RBCB 400-120-17	RTCB 400-120-17	120	45 x 6.0	400	17
RBCB 200-150-17	RTCB 200-150-17	150	50 x 8.0	200	17
RBCB 400-150-17	RTCB 400-150-17	150	50 x 8.0	400	17



- Grade of Copper used is ETP - Cu, having 99.9% purity.
- Customised **Sizes** and **Length** available as per the request.

Circular Flexible Earth Braid

Product Code	Product Code	Cross Section Area	Length of Braid	Hole Diameter (A)
Bare	Tinned	Sq.mm	mm	Amps
RBCCB 200-6-7	RTCCB 200-6-7	6	200	7
RBCCB 400-6-7	RTCCB 400-6-7	6	400	7
RBCCB 200-10-7	RTCCB 200-10-7	10	200	7
RBCCB 400-10-7	RTCCB 400-10-7	10	400	7
RBCCB 200-16-9	RTCCB 200-16-9	16	200	9
RBCCB 400-16-9	RTCCB 400-16-9	16	400	9
RBCCB 200-25-11	RTCCB 200-25-1	25	200	11
RBCCB 400-25-11	RTCCB 400-25-11	25	400	11
RBCCB 200-35-11	RTCCB 200-35-1	35	200	11
RBCCB 400-35-11	RTCCB 400-35-11	35	400	11
RBCCB 200-50-11	RTCCB 200-50-1	50	200	11
RBCCB 400-50-11	RTCCB 400-50-11	50	400	11
RBCCB 200-70-13	RTCCB 200-70-13	70	200	13
RBCCB 400-70-13	RTCCB 400-70-13	70	400	13
RBCCB 200-95-13	RTCCB 200-95-13	95	200	13
RBCCB 400-95-13	RTCCB 400-95-13	95	400	13




- Grade of Copper used is ETP - Cu, having 99.9% purity.
- Customised Sizes and Length available as per the request.

Watermain Pipe Bond – Tape Type

Water main Pipe Bonds are used for bonding metallic water main pipes and copper tapes to earthing system. They are used for bonding large diameter pipes and tape to earthing system.

Product Code		Max. Tape Width in mm	Conductor Tape Material
Copper Alloy	Aluminium		
RWP - 01	RWPA - 01	26	Copper / Aluminium
RWP - 03	RWPA - 03	31	Copper / Aluminium



Rain Water Pipe Bond – Tape Type

Rain Water Pipe Bonds are used for bonding metallic rain water pipes and tapes to earthing system.

For use with Solid Tapes

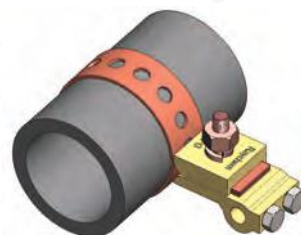
Product Code		Max. Tape Width in mm	Conductor Tape Material
Copper Alloy	Aluminium		
RRP – 01	RRPA – 01	26	Copper / Aluminium
RRP – 03	RRPA – 03	38	Copper / Aluminium



For use with Bare Solid Conductor and Perforated tape

Product Code	Conductor Size in mm	Material
RRP-101-XXX	8	Copper Alloy with Perforated copper tape

- XXX - Pipe Dia. in mm
- For bonding to ducts and large Dia. of pipe works.
- Perforated Strip can be supplied separately in 50m Roll.



2. LIGHTNING PROTECTION

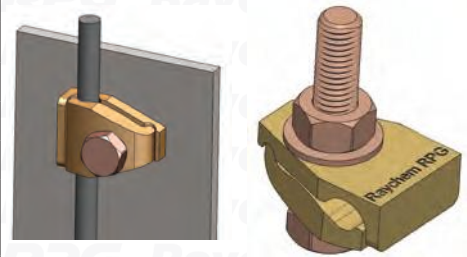
2.2.4. Additional Accessories

Tower Earth Clamp

Bonding for copper conductors onto steel surfaces.

The double plate design provides robust fixing in areas cladding may be installed or the entire surface may be covered with cement.

Product Code		Conductor Range in Sq. mm	Channel Thickness in mm	Bolt Size
Copper Alloy	Aluminium			
RTB - 01	RTBA - 01	16-70	10	M10
RTB - 02	RTBA - 02	70-120	10	M12
RTB - 03	RTBA - 03	25-50	10	M10
RTB - 04	RTBA - 04	120-185	10	M12
RTB - 05	RTBA - 05	185-240	10	M12



B Bond Clamp

Bonding for tape to steel surfaces.

Product Code		Max. Tape Size in mm	Bolt Size	Conductor Tape Material
Copper Alloy	Aluminium			
RBB - 01	RBBA - 01	26	M10	Copper
RBB - 03	RBBA - 03	31	M10	Copper



Pipe Clamp (Type 1)

Bonding for conductor to pipe. It provides earth continuity to pipelines.

Product Code		Pipe Dia. in Inch	Conductor in Sq.mm
Copper Alloy	Aluminium		
RPC - 101	RPCA - 101	1/2" - 1"	25 - 95
RPC - 102	RPCA - 102	1.1/4" - 2"	25 - 95
RPC - 103	RPCA - 103	2.1/2" - 3.1/2"	25 - 95
RPC - 104	RPCA - 104	4" - 5"	25 - 95
RPC - 105	RPCA - 105	6"	25 - 95
RPC - 106	RPCA - 106	8"	25 - 95
RPC - 107	RPCA - 107	10"	25 - 95
RPC - 108	RPCA - 108	12"	25 - 95



Pipe Clamp (Type 2)

Bonding for conductor to pipe. It provides earth continuity to pipelines.

Product Code		Pipe Size in Inch	Conductor Range in Sq. mm
Copper Alloy	Aluminium		
RPC – 01	RPCA – 01	1/2"–1"	Up to 16
RPC – 02	RPCA – 02	1¼" – 2"	Up to 16
RPC – 03	RPCA – 03	2½" – 4"	Up to 16



Split Connector Clamp

Direct connection of stranded cables lugs to earth rods and most suitable for unthreaded / threaded rods.

Unthreaded Clamp:

Product Code		Nominal Rod Dia. in mm
Copper Alloy	Aluminium	
RSBU – 01	RSBUA – 01	9.5
RSBU – 02	RSBUA – 02	12.7
RSBU – 03	RSBUA – 03	14.2
RSBU – 04	RSBUA – 04	17.2
RSBU – 05	RSBUA – 05	25.4



Threaded Clamp:

Product Code		Earth Rod Size in UNC Thread
Copper Alloy	Aluminium	
RSBT – 01	RSBTA – 01	3/8"
RSBT – 02	RSBTA – 02	1/2"
RSBT – 03	RSBTA – 03	5/8"
RSBT – 04	RSBTA – 04	3/4"
RSBT – 05	RSBTA – 05	1"

3. EARTHING PROTECTION

3. EARTHING PROTECTION

3.1. Earthing And Grounding Solutions

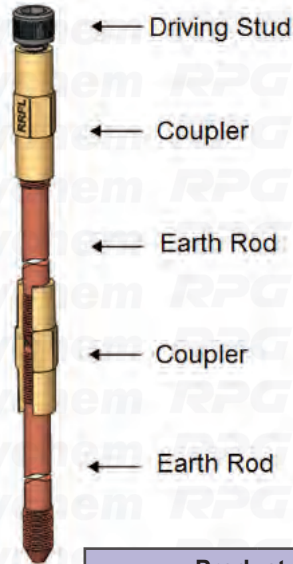
3.1.1. Copper Bonded Earth Rod & Accessories

Externally Threaded

Protective earthing of commercial and industrial buildings by dispersing the lightning flashes and fault currents of distribution to the earth.

Product Code (254 microns)	Shank Dia.mm	Earth Rod Size in UNC Thread	Rod Length in mm
RET - 01	12.7	9/16"	1200
RET - 02	12.7	9/16"	1500
RET - 03	12.7	9/16"	1800
# RET - 04	12.7	9/16"	2440
# RET - 05	12.7	9/16"	3050
RET - 06	14.2	5/8"	1200
RET - 07	14.2	5/8"	1500
RET - 08	14.2	5/8"	1800
# RET - 09	14.2	5/8"	2440
# RET - 10	14.2	5/8"	3050
RET - 15	17.2	3/4"	1200
RET - 16	17.2	3/4"	1500
RET - 17	17.2	3/4"	1800
# RET - 18	17.2	3/4"	2440
# RET - 19	17.2	3/4"	3050

- For Copper plating thickness <254 microns.



Driving Stud:

The driving stud is used as the impact bearing head when deep driving of earth electrode is required.

Product Code	Earth Rod Size in UNC Thread
RID - 01	5 / 8"
RID - 02	3 / 4"
RID - 03	9/16"

Coupler:

Coupler used to combine two / more earth rods.

Product Code		Earth Rod Size in UNC Thread
Brass	Al.Bronze	
RECBR - 01	# RECB - 01	9/16"
RECBR - 02	# RECB - 02	5 / 8"
RECBR - 03	# RECB - 03	3/4"

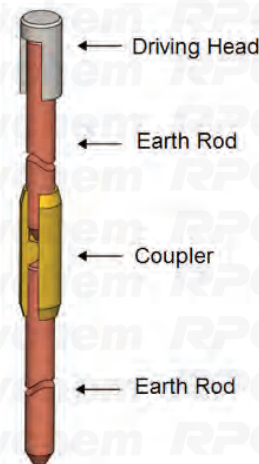


UnThreaded

Protective earthing of commercial and industrial buildings by dispersing the lightning flashes and fault currents of distribution to the earth.

Product Code (254 microns)	Earth Rod Dia. in mm	Rod Length in mm
REU - 04	12.7	1200
REU - 05	12.7	1500
REU - 06	12.7	1800
# REU - 07	12.7	2440
# REU - 08	12.7	3050
REU - 09	14.2	1200
REU - 10	14.2	1500
REU - 11	14.2	1800
# REU - 12	14.2	2440
# REU - 13	14.2	3050
REU - 14	17.2	1200
REU - 15	17.2	1500
REU - 16	17.2	1800
# REU - 17	17.2	2440
# REU - 18	17.2	3050

- For Copper plating thickness <254 microns.



Driving Head:

The driving stud is used as the impact bearing head when deep driving of earth electrode is required.

Product Code	Earth Rod Size in UNC Thread
RDH - 01	12.7
RDH - 02	14.2
RDH - 03	17.2

Coupler:

Coupler used to combine two / more earth rods.

Product Code		Earth Rod Size in UNC Thread
Brass	Al. Bronze	
REBU - 01	RECU - 01	12.7
REBU - 02	RECU - 02	14.2
REBU - 03	RECU - 03	17.2

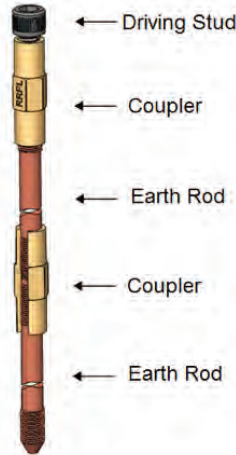


3.1.2. Solid Copper Earth Rod & Accessories

Externally Threaded

Solid Copper Earth rods used in protective earthing of commercial and industrial buildings by dispersing the lightning flashes and fault currents of distribution to the earth.

Product Code	Earth Rod Size in UNC Thread	Shank Dia. in mm	Length in mm
RES-01	9/16"	12.7	1200
RES-02	9/16"	12.7	1500
RES-03	9/16"	12.7	1800
# RES-04	9/16"	12.7	2440
# RES-05	9/16"	12.7	3050
RES-06	5/8"	14.2	1200
RES-07	5/8"	14.2	1500
RES-08	5/8"	14.2	1800
# RES-09	5/8"	14.2	2440
# RES-10	5/8"	14.2	3050
RES-11	5/8"	16	1200
RES-12	5/8"	16	1800
# RES-13	5/8"	16	2440
# RES-14	5/8"	16	3050
RES-15	3/4"	17.2	1200
RES-16	3/4"	17.2	1500
RES-17	3/4"	17.2	1800
# RES-18	3/4"	17.2	2440
# RES-19	3/4"	17.2	3050



Driving Stud:

The driving stud is used as the impact bearing head when deep driving of earth electrode is required.

Product Code	Earth Rod Dia.	
	UNC Thread	In mm
RID - 01	5 / 8	14.2
RID - 02	3 / 4	17.2
RID - 03	9 / 16	12.7

Coupler:

Coupler is used to combine two / more earth rods.

Earth Rod Size in UNC Thread	Product Code	
	Brass	Al. Bronze
9/16	RECBR - 01	# RECB - 01
5 / 8	RECBR - 02	# RECB - 02
3/4	RECBR - 03	# RECB - 03

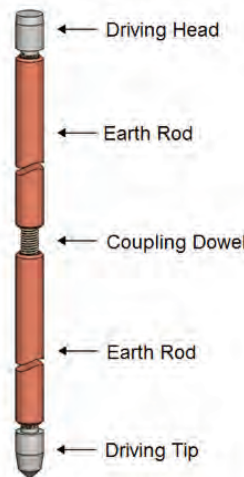
- Representative products tested for **IEC 62561-2:2018**
- Grade of Copper used is ETP - Cu, having 99.9% purity.
- Earth Rods available in Stainless Steel AISI 316 UL Listed. Add "S" for SS earth rods (e.g. RESS / RISS).



Internally Threaded

Solid Copper Earth rods used in protective earthing of commercial and industrial buildings by dispersing the lightning flashes and fault currents of distribution to the earth.

Product Code	Thread Dia.	Shank Dia. in mm	Length in mm
RIS-01	M10	15	1200
RIS-07	M10	15	1500
RIS-02	M10	15	1800
# RIS-03	M10	15	2440
# RIS-08	M10	15	3050
RIS-04	M12	20	1200
RIS-09	M12	20	1500
RIS-05	M12	20	1800
# RIS-06	M12	20	2440
# RIS-10	M12	20	3050
RIS-11	M10	16	1200
RIS-12	M10	16	1500
RIS-13	M10	16	1800
# RIS-14	M10	16	2440
# RIS-15	M10	16	3050
RIS-16	M12	19	1200
RIS-17	M12	19	1500
RIS-18	M12	19	1800
# RIS-19	M12	19	2440
# RIS-20	M12	19	3050



Driving Head:

The driving stud is used as the impact bearing head when deep driving of earth electrode is required.

Product Code	Earth Rod Dia. in mm	Thread Size
RDS - 02	15	M10
RDS - 03	20	M12
RDS - 04	16	M10
RDS - 05	19	M12

Coupling Dowell:

Coupler dowell used to combine two / more earth rods.

Product Code	Earth Rod Dia. in mm
RIC - 01	15
RIC - 02	20
RIC - 03	16
RIC - 04	19

Driving Tip:

Driving Tip is used as the bottom of the earth rod.

Product Code	Earth Rod Dia. in mm
RIT - 01	15
RIT - 02	20
RIT - 03	16
RIT - 04	19

- Grade of Copper used is ETP - Cu, having 99.9% purity.
- The Earth Rods can be supplied with tinning of 1µm. The tinning is only for aesthetic reasons.
- Earth Rods available in Stainless Steel AISI 316 UL Listed. Add "S" for SS earth rods (e.g. RESS / RISS).

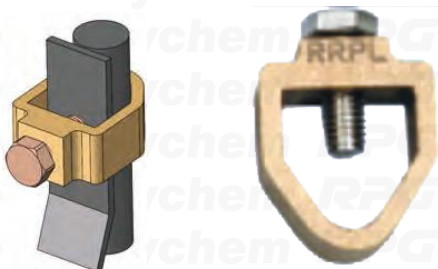


3. EARTHING PROTECTION

3.2. Clamps & Bonds

Rod to Tape Clamp (Type A)

Rod to Cable Clamp is used for providing a secure connection between the down conductor cable and the earth rod.




Product Code		Earth Rod Size in UNC Thread	Max. Tape In mm
Copper Alloy	Aluminium		
RCA - 01	RCAA - 01	1/2"	26 x 12
RCA - 02	RCAA - 02	5/8"	26 x 12
RCA - 03	RCAA - 03	3/4"	26 x 10
RCA - 04	RCAA - 04	5/8"	30 x 2
RCA - 05	RCAA - 05	3/4"	30 x 2
RCA - 06	RCAA - 06	5/8"	40 x 12
RCA - 07	RCAA - 07	5/8"	51 x 8
RCA - 08	RCAA - 08	3/4"	51 x 12
RCA - 09	RCAA - 09	1/2"	26 x 20
RCA - 10	RCAA - 10	5/8"	26 x 18
RCA - 11	RCAA - 11	1"	26 x 10



Rod to Cable Clamp (Type G)

Rod to Cable Clamp is used for providing a secure connection between the down conductor cable and the earth rod.




Product Code		Earth Rod Size in UNC Thread	Cross Section in Sq. mm
Copper Alloy	Aluminium		
RCG - 01	RCGA - 01	3/8"	6 - 35
RCG - 02	RCGA - 02	1/2"	16 - 50
RCG - 03	RCGA - 03	5/8"	16 - 70
RCG - 04	RCGA - 04	3/4"	16 - 95
RCG - 05	RCGA - 05	1"	70 - 120
RCG - 06	RCGA - 06	1.1/2"	120 - 150



U-Bolt : Single Plate Type For Horizontal Flat Tape (Type "E")


U-bolt Clamps- Single Plate Type is used for providing a secure connection between the horizontal tape and the earth rod.



Product Code		Earth Rod Size in UNC Thread	Hole Centre In mm
Copper Alloy	Aluminium		
RUE - 01	RUEA - 01	5/8"	37
RUE - 02	RUEA - 02	3/4"	37
RUE - 03	RUEA - 03	1"	37
RUE - 04	RUEA - 04	1.1/2"	54
RUE - 05	RUEA - 05	2"	64

U-Bolt : Double Plate Type for Vertical Stranded Cable Type

U-bolt Clamps- Double Plate Type for Vertical Stranded Cable Type GUV is used for providing a secure connection between the down conductor vertical stranded cable and the earth rod.




Product Code		Earth Rod Size in UNC Thread	Conductor Range in Sq. mm
Copper Alloy	Aluminium		
RUC - 01	RUCA - 01	5/8"	35 - 120
RUC - 02	RUCA - 02	5/8"	120 - 300
RUC - 03	RUCA - 03	3/4"	35 - 120
RUC - 04	RUCA - 04	3/4"	120 - 300
RUC - 05	RUCA - 05	1"	35 - 120
RUC - 06	RUCA - 06	1"	120 - 300



U-Bolt : Double Plate Type Vertical Flat Tape (Type “E”)

U-bolt Clamps- Double Plate Type is used for providing a secure connection between the vertical tape and the steel reinforcement bar.


Product Code		Earth Rod Size in UNC Thread	Tape Size in mm
Copper Alloy	Aluminium		
RUD - 01	RUDA - 01	5/8"	25 x 3
RUD - 02	RUDA - 02	3/4"	25 x 3
RUD - 03	RUDA - 03	1"	25 x 3
RUD - 04	RUDA - 04	1.1/2"	25 x 3
RUD - 05	RUDA - 05	2"	25 x 3



Rebar Clamps

Rebar Clamp is used for providing a secure connection between the down conductor cable and reinforcing bar, steam pipes, handrails etc.

Product Code		Conductor Dia. in mm	Rebar Dia. in mm
Copper Alloy	Aluminium		
RREC - 01	RRECA - 01	8	8 - 18
RREC - 02	RRECA - 02	8	8 - 38



Denso Tape: Anti-Corrosive Petrolatum Tape

It is highly resistant to mineral acids, alkalis, salts and micro – organism and highly impermeable to water and water vapor and gases.

- Used for protection of buried or exposed pipes, rods, cables, valves from metal fittings from corrosion.
- Temperature Range :
For Application : 5° to 55°
For Service : -20° to 70°

Product Code	Length in m	Thickness in mm	Width in mm	Breaking Strength	Elongation at Break	Weight
RDT-10	10	1.15	50	200N / 50m	10% avge	1.44kg / m ²



3. EARTHING PROTECTION

3.3. Earth Lattice

Earth Lattice used, where touch and step potential could cause a problem.

Product Code		Lattice Size in mm	No. of Strips
ETP Grade Copper	Stainless Steel (SS 316L)		
REL - 01	RELS - 01	500 x 500 x 2	10
REL - 02	RELS - 02	500 x 500 x 3	10
REL - 03	RELS - 03	500 x 500 x 5	10
REL - 04	RELS - 04	600 x 600 x 2	10
REL - 05	RELS - 05	600 x 600 x 3	10
REL - 06	RELS - 06	600 x 600 x 5	10
REL - 07	RELS - 07	900 x 900 x 2	10
REL - 08	RELS - 08	900 x 900 x 3	10
REL - 09	RELS - 09	900 x 900 x 5	10
REL - 10	RELS - 10	1000 x 1000 x 2	12
REL - 11	RELS - 11	1000 x 1000 x 3	12
REL - 12	RELS - 12	1000 x 1000 x 5	12

Note : Customized sizes can be available as per the request.



3.4. Solid Earth Plate

Solid Earth Plate is ideally suitable where soil conditions are very corrosive, such as soil with high salt and moisture content.

Product Code		Plate Size in mm
ETP Grade Copper	Stainless Steel (SS 316L)	
REP - 01	REPS - 01	500 x 500 x 1.5
REP - 02	REPS - 02	500 x 500 x 3
REP - 03	REPS - 03	600 x 600 x 1.5
REP - 04	REPS - 04	600 x 600 x 3
REP - 05	REPS - 05	900 x 900 x 1.5
REP - 06	REPS - 06	900 x 900 x 3
REP - 07	REPS - 07	1000 x 1000 x 1.5
REP - 08	REPS - 08	1000 x 1000 x 3

Note : Customized sizes can be available as per the request.



3.5. Earth Inspection Housing Pits

3.5.1. Concrete Inspection Pit

This facilitates periodic inspection of the connection for corrosion and regular maintenance, to ensure the safety of personnel and equipment from earth fault currents and the high currents injected into the earth by a lightning protection system.



Product Code	Dimensions in mm	Rated Load Kg
RIP - 33	325 (L) x 325 (W) x 190 (D)	3500

3.5.2. Light weight Inspection Pit

Manufactured from high-performance, UV stable and chemically resistant polymer with either polymer or concrete lid to suit the application.



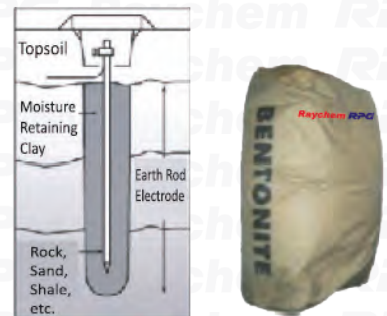
Product Code	Dimension in mm	Rated Load Kg
REP - 33	200 (Dia.) x 156 (Depth)	5000 kg



- Representative products tested for IEC 62561-2:2018

3.6. Earth Enhancing Compound

This Earth enhancing compound used as an earth electrode backfill to reduce soil resistivity. The clay is a sodium activated montmorillonite, which when mixed with water swells to many times its dry volume. It has the ability to hold its moisture content for a considerable period of time and to absorb moisture from the surrounding soil. (e.g. rain fall)



Product Code	Description	Weight (kg.)
RBM - 33	Bentonite Moisture Retaining Clay	25
RBFC - 33	Backfill Earth Enhancing Compound with Pre-Mixed Concrete	25

3.7. Inspection Housing Earth Bar

These earth bars fit into the slots provided in the concrete inspection housing and are used when multiple connections to the earth rod are required.

Product Code	Hole Dia. in mm	No of Holes	Application
RIH - 01	11	5	Refer product RIP-33
RIH - 02	11	7	Refer product RIP-33
RIH - 03	11	5	Refer product REP-33
RIH - 04	11	7	Refer product REP-33



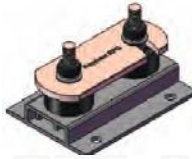
- Grade of Copper used is ETP - Cu, having 99.9% purity.
- Earth Bar cross section (30 x 6)mm.

3. EARTHING PROTECTION

3.8. Additional Accessories

3.8.1. Earth Bar With Disconnecting Link

Disconnecting Link / Test Link

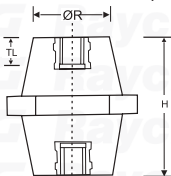


Description	Part Code	Total Length	Total Width	Total Height
Disconnecting Link	RDL-01	125mm	90mm	77mm

Standoff Insulators

Standoff Insulators combine high mechanical strength with high arc resistance and dielectric properties at elevated temperatures and humidity.

Material: DMC (Dough Moulding Compound).



Product Code	Dimensions				Nominal Voltage (AC / DC)
	Rt Ø mm	Rb Ø mm	TL Ø mm	Height (H) mm	
RH 1045 (M10)	40	32	12	45	1000 / 1200
RH 1050 (M10)	46	35.5	17	50	1200 / 1500

Insert: Brass and Mild Steel. TL: Effective Length

Earth Bar



Description	Total Length in mm	Total Width in mm	Total Height in mm	Part No.
6 way	400	90	77	RREB-6
8 way	500	90	77	RREB-8
10 way	650	90	77	RREB-10
12 way	750	90	77	RREB-12
14 way	850	90	77	RREB-14
16 way	950	90	77	RREB-16
18 way	1050	90	77	RREB-18
20 way	1200	90	77	RREB-20
22 way	1300	90	77	RREB-22
24 way	1400	90	77	RREB-24
26 way	1500	90	77	RREB-26
28 way	1650	90	77	RREB-28
30 way	1750	90	77	RREB-30

- Grade of Copper used is ETP - Cu, having 99.9% purity.
- Earth Bar cross section (50 X 6)mm.
- The Earth bar can be supplied with tinplating.
- For Tinned Earth Bar add suffix "T" part code. Ex. RREBT

Fasteners:

Fasteners for earthing components are selected from recommended standard BS 7430:2015.

Earth Bar with Single Disconnecting Link



Description	Total Length in mm	Total Width in mm	Total Height in mm	Part No.
6 way	475	90	77	RREB-1-6
8 way	575	90	77	RREB-1-8
10 way	725	90	77	RREB-1-10
12 way	825	90	77	RREB-1-12
14 way	925	90	77	RREB-1-14
16 way	1025	90	77	RREB-1-16
18 way	1125	90	77	RREB-1-18
20 way	1275	90	77	RREB-1-20
22 way	1375	90	77	RREB-1-22
24 way	1475	90	77	RREB-1-24
26 way	1575	90	77	RREB-1-26
28 way	1725	90	77	RREB-1-28
30 way	1825	90	77	RREB-1-30

Earth Bar with Twin Disconnecting Link



Description	Total Length in mm	Total Width in mm	Total Height in mm	Part No.
6 way	550	90	77	RREB-2-6
8 way	650	90	77	RREB-2-8
10 way	800	90	77	RREB-2-10
12 way	900	90	77	RREB-2-12
14 way	1000	90	77	RREB-2-14
16 way	1100	90	77	RREB-2-16
18 way	1200	90	77	RREB-2-18
20 way	1350	90	77	RREB-2-20
22 way	1450	90	77	RREB-2-22
24 way	1550	90	77	RREB-2-24
26 way	1650	90	77	RREB-2-26
28 way	1800	90	77	RREB-2-28
30 way	1900	90	77	RREB-2-30

Telecom Earth Bar

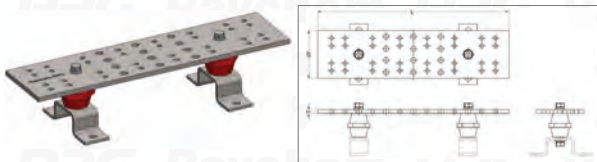
Telecommunication grounding earth bar manufactured according to TIA 607C: 2015. The grounding earth bar provides a common grounding point within the telecommunications room and is typically located on walls within a data room.

Primary Earth Bar: Primary Earth Bar used for termination to earth inspection pit.

Part Code (Tinned)	Length in mm	Width in mm	Total Height in mm	No. of Pairs of pairs
RTMGB-16-8T	400	100	109	16

Tin Coating only for asthetic purpose only

Grade of Copper used is ETP - Cu, having 99.9% purity.



Secondary Earth Bar: Secondary Earth Bar used for bonding to the sub distribution boards.

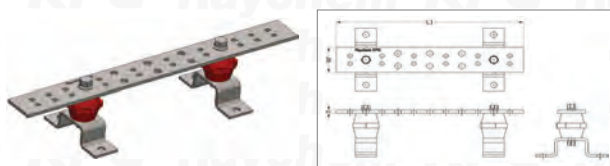
Part Code (Tinned)	Part Code (Bare)	Length in mm	Width in mm	Total Height in mm	No. of Pairs of pairs
RTGB-6T	RTGB-6	305	50	107	6
RTGB-8T	RTGB-8	407	50	107	8
RTGB-10T	RTGB-10	458	50	107	10
RTGB-12T	RTGB-12	508	50	107	12
RTGB-14T	RTGB-14	610	50	107	14

Tin Coating only for asthetic purpose only

Grade of Copper used is ETP - Cu, having 99.9% purity.

Fasteners:

Fasteners for earthing components are selected from recommended standard BS 7430:2015.



Earth Rod Seal

Raychem RPG earth seal is a versatile solution to effectively block ingress of ground water into the earthing systems which are installed below ground. Unique features of this solution is..

- Combines with heavy duty polymer inspection pit
- Accommodates a wide range of earth rods – copper bonded / solid copper rods
- Effortless installation
- Compact kit with very few components
- Comprehensive sealing on earth rod, protective pipe & membrane
- Available in options of Single flange / double flange.
- Complies with BS EN / IEC 62561-5 & BS EN / IEC 62305-3
(Sustains 80psi or 5 Bar pressure equivalent to 55m head of water)
- Earth seal comprise of ..
 - Double Flange seal : Earth rod seal, pipe seal & DPM seal
 - Single Flange seal: Earth rod seal, pipe seal.
- Use along with clean, smooth Type “A” membrane.
- Supplied with standard protective uPVC tube of 1.5m. Can be customized as per customer requirement.



Earth Rod Seal



Membrane Seal




Earth Seal Tube

Flange Type	Product Code	Earth Rod Size
Single Flange Seal	RSFS-58	5/8" (14.2 mm)
	RSFS-34	3/4" (17.2 mm)
	RSFS-15	15 mm
	RSFS-16	16 mm
	RSFS-20	20 mm
Double Flange Seal	RDFS-58	5/8" (14.2 mm)
	RDFS-34	3/4" (17.2 mm)
	RDFS-15	15 mm
	RDFS-16	16 mm
	RDFS-20	20 mm

3.9. Test Link

Oblong Test Clamp

Provides an effective low resistance connection and disconnection between overlapping tape / strip conductors.
Material: High Strength Copper Alloy



Product Code	Conductor Size in mm	Material
ROC – 01	26 x 8	Copper Alloy
ROC – 02	38 x 6	Copper Alloy
ROC – 03	51 x 10	Copper Alloy



Test Clamp

Provides an effective low resistance connection and disconnection between overlapping conductors.



Product Code		Conductor Size in Sq mm
Copper Alloy	Aluminium	
RRCT – 01	RRCTA – 01	35
RRCT – 02	RRCTA – 02	50
RRCT – 03	RRCTA – 03	70
RRCT – 04	RRCTA – 04	95



Earth Point with Prewelded Tail

Direct connection to earth conductors or down conductors.

The earth points enable connection to internal rebar arrangements via mechanical clamps as per BS EN 1982:2009 & BS 7430.



Product Key : REPT-XX-YY-ZZZZ

XX - Earth Point no. (Refer below table for selection)

YY - Cu. Conductor C/S Area in sq. mm

ZZZZ - Length of conductor in mm

Earth Points

Material: High Strength Copper Alloy

1 HOLE



2 HOLE



4 HOLE



Earth Point No. (XX)	Product Code	Material	Hole Size in mm
1 HOLE			
01	RBP – 01	Copper Alloy	M8
02	RBP – 02	Copper Alloy	M10
03	RBP – 03	Copper Alloy	M12
04	RBP – 04	Copper Alloy	M16
2 HOLE			
05	RBP – 05	Copper Alloy	M8
06	RBP – 06	Copper Alloy	M10
4 HOLE			
07	RBP – 07	Copper Alloy	M8
08	RBP – 08	Copper Alloy	M10

Note: All sizes available in pre-welded tail

4. EXOTHERMIC WELDING

4. EXOTHERMIC WELDING

4.1. Introduction

- The exothermic welding process is a simple, efficient method of permanently bonding of copper to copper or copper to steel.
- Exothermic welded joint carries more Tensile strength than mechanical connections, can be quality controlled simply by visual inspection.
- The Exothermic connection provides permanent conductivity over the whole of the section due to molecular bonding between the metal surfaces.
- This system is very field friendly since it is light and portable and requires no outside power.

Mould:

Each Arrestek graphite mould produces a unique type of joint.

Weld Powder:

Produce high quality electrical connections between different metals (Copper to Copper / Copper to Steel).

Ignition Powder:

Ignition Powder is used to provide initial flame to the weld powder. It is sprinkled on the top of weld powder.

Steel Retaining Disc:

The disc acts as timing device to allow the welding powder to heat to proper temperature. Steel Disc is designed to contain the exothermic reaction to the upper crucible of a mold until the reaction is complete and ready to Welding.

Flint Gun / Igniter:

Used to ignite & initiate in exothermic Reaction.

Hand Gloves:

Used to provide safety high temperature resistant gloves while working on the exothermic reaction.

Handle Clamp:

To clamp the two/three part mould together (or) clamping the mould to the surface to which a connection is to be made.

Mould Brush:

Used for cleaning the scrap on mould after weld joints are completed.



Kit contains all the items required for the safe and efficient operation of exothermic weld.

4.2. Installation Guidelines:

The Arrestek exothermic welding process is a simple, self-contained method of forming high quality electrical connections. The compact process requires no external power or heat source making it completely portable. Connections are made inside a semi-permanent graphite mould using the high temperature reaction of powdered copper oxide and aluminium.

This is how it works:

The Mould (1) features a Crucible (2), a Tap Hole (3) and a Weld Cavity (4).

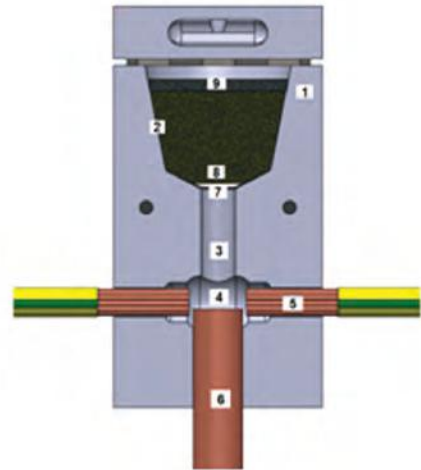
The conductors (5) and (6) to be joined are located in the weld cavity as shown, and the mould is closed. A steel Retaining Disc (7) is located in the bottom of the crucible to retain the Weld Powder (8) and Ignition Powder (9) which are poured in on top.

Ignited with a spark gun, the starting powder sets off an exothermic reaction in the weld powder, reducing it to molten copper alloy. This instantaneously melts the retaining disc, and flows down the tap hole, to the weld cavity, where it partially melts the conductors, before cooling to leave a fusion weld of great mechanical strength and electrical integrity.

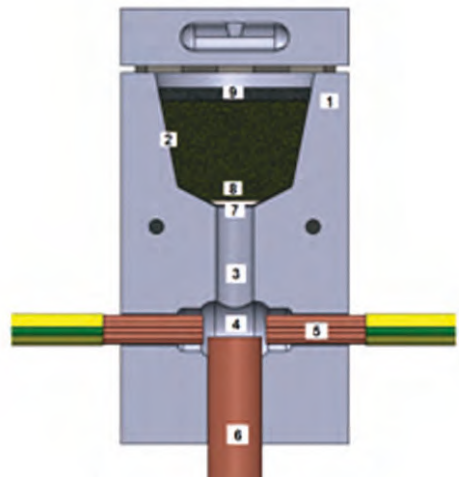
The majority of Arrestek weld connections have at least twice the cross sectional area of the conductors being joined, and an equivalent or greater current carrying capacity.

Because the connection is a fusion of high conductivity, high copper content alloy, it will withstand repeated fault currents, and will not loosen in the way that mechanical connectors can. Corrosion resistance too, is exceptional, due to the alloy's very high copper content (in excess of 90%).

WELD CONNECTION

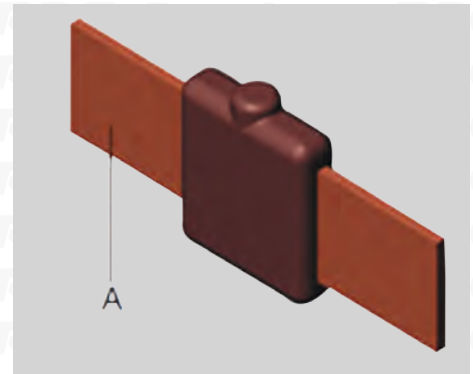


WELD OUTPUT



*** BAR TO BAR RBB1**

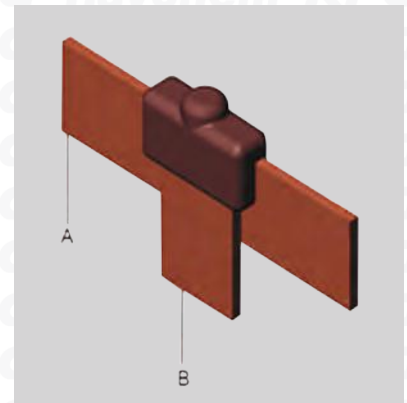
A mm x mm	Weld & Ignition Powder	Mould
20 x 2	RWP 045	RBB1-R4-202
20 x 3	RWP 045	RBB1-R4-203
20 x 5	RWP 065	RBB1-R4-205
25 x 2	RWP 065	RBB1-R4-252
25 x 3	RWP 065	RBB1-R4-253
25 x 4	RWP 090	RBB1-R4-254
25 x 6	RWP 150	RBB1-R4-256
30 x 2	RWP 065	RBB1-R4-302
30 x 3	RWP 090	RBB1-R4-303
30 x 4	RWP 115	RBB1-R4-304
30 x 5	RWP 115	RBB1-R4-305
31 x 3	RWP 065	RBB1-R4-313
31 x 6	RWP 115	RBB1-R4-316
38 x 3	RWP 150	RBB1-R4-383
38 x 5	RWP 150	RBB1-R4-385
38 x 6	RWP 200	RBB1-R4-386
40 x 3	RWP 115	RBB1-R4-403
40 x 4	RWP 150	RBB1-R4-404
40 x 5	RWP 150	RBB1-R4-405
40 x 6	RWP 200	RBB1-R4-406
40 x 10	RWP 250	RBB1-R4-4010
50 x 3	RWP 150	RBB1-R4-503
50 x 4	RWP 200	RBB1-R4-504
50 x 5	RWP 200	RBB1-R4-505
50 x 6	RWP 250	RBB1-R4-506
50 x 8	2 x RWP 150	RBB1-R5-508
50 x 10	2 x RWP 200	RBB1-R5-5010
60 x 5	RWP 250	RBB1-R4-605
60 x 6	RWP 250	RBB1-R4-606
60 x 8	2 x RWP200	RBB1-R5-608
60 x 10	2 x RWP 250	RBB1-R5-6010
80 x 5	2 x RWP 200	RBB1-R5-805
80 x 6	2 x RWP 200	RBB1-R5-806
80 x 8	2 x RWP 250	RBB1-R5-808
80 x 10	3 x RWP 200	RBB1-R5-8010
100 x 5	2 x RWP 250	RBB1-R5-1005
100 x 10	3 x RWP 250	RBB1-R5-10010



* Representative sizes shown in here. Other sizes are also available on request.

* BAR TO BAR RBB3


A mm x mm	B mm x mm	Weld & Ignition Powder	Mould
20 x 2	20 x 2	RWP 045	RBB3-R4-202
20 x 3	20 x 3	RWP 065	RBB3-R4-203
20 x 5	20 x 5	RWP 065	RBB3-R4-205
25 x 2	25 x 2	RWP 065	RBB3-R4-252
25 x 3	25 x 3	RWP 065	RBB3-R4-253
25 x 4	25 x 4	RWP 090	RBB3-R4-254
25 x 6	25 x 6	RWP 150	RBB3-R4-256
30 x 2	30 x 2	RWP 065	RBB3-R4-302
30 x 3	30 x 3	RWP 090	RBB3-R4-303
30 x 4	30 x 4	RWP 115	RBB3-R4-304
30 x 5	30 x 5	RWP 115	RBB3-R4-305
31 x 3	31 x 3	RWP 115	RBB3-R4-313
31 x 6	31 x 6	RWP 200	RBB3-R4-316
38 x 3	38 x 3	RWP 115	RBB3-R4-383
38 x 5	38 x 5	RWP 150	RBB3-R4-385
38 x 6	38 x 6	RWP 200	RBB3-R4-386
40 x 3	40 x 3	RWP 115	RBB3-R4-403
40 x 4	40 x 4	RWP 150	RBB3-R4-404
40 x 5	40 x 5	RWP 150	RBB3-R4-405
40 x 6	40 x 6	RWP 200	RBB3-R4-406
40 x 10	40 x 10	2 X RWP 150	RBB3-R5-410
50 x 3	50 x 3	RWP 200	RBB3-R4-503
50 x 4	50 x 4	RWP 200	RBB3-R4-504
50 x 5	50 x 5	RWP 200	RBB3-R4-505
50 x 6	50 x 6	RWP 250	RBB3-R4-506
50 x 8	50 x 8	2 X RWP 150	RBB3-R5-508
50 x 10	50 x 10	2 X RWP 200	RBB3-R5-5010
60 x 5	60 x 5	2 X RWP 150	RBB3-R5-605
60 x 6	60 x 6	2 X RWP 150	RBB3-R5-606
60 x 8	60 x 8	2 X RWP 200	RBB3-R5-608
60 x 10	60 x 10	2 X RWP 250	RBB3-R5-6010
80 x 5	80 x 5	2 X RWP 200	RBB3-R5-805
80 x 6	80 x 6	2 X RWP 200	RBB3-R5-806
80 x 8	80 x 8	2 X RWP 250	RBB3-R5-808
80 x 10	80 x 10	3 X RWP200	RBB3-R5-8010



* Representative sizes shown in here. Other sizes are also available on request.

*** BAR TO BAR RBB7**

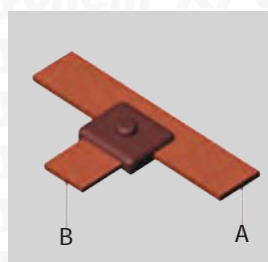
A mm x mm	Weld & Ignition Powder	Mould
20 x 2	RWP 045	RBB7-R4-202
20 x 3	RWP 045	RBB7-R4-203
20 x 4	RWP 065	RBB7-R4-204
20 x 5	RWP 090	RBB7-R4-205
25 x 2	RWP 045	RBB7-R4-252
25 x 3	RWP 065	RBB7-R4-253
25 x 4	RWP 090	RBB7-R4-254
25 x 5	RWP 115	RBB7-R4-255
25 x 6	RWP 115	RBB7-R4-256
30 x 2	RWP 065	RBB7-R4-302
30 x 3	RWP 065	RBB7-R4-303
30 x 4	RWP 090	RBB7-R4-304
30 x 5	RWP 115	RBB7-R4-305
31 x 3	RWP 065	RBB7-R4-313
31 x 6	RWP 150	RBB7-R4-316
38 x 3	RWP 090	RBB7-R4-383
38 x 5	RWP 150	RBB7-R4-385
38 x 6	RWP 200	RBB7-R4-386
40 x 3	RWP 090	RBB7-R4-403
40 x 4	RWP 115	RBB7-R4-404
40 x 5	RWP 150	RBB7-R4-405
40 x 6	RWP 200	RBB7-R4-406
40 x 10	2 X RWP 150	RBB7-R5-4010
50 x 3	RWP 150	RBB7-R5-503
50 x 4	RWP 200	RBB7-R5-504
50 x 5	RWP 200	RBB7-R5-505
50 x 6	RWP 250	RBB7-R5-506
50 x 8	2 X RWP 150	RBB7-R5-508
50 x 10	2 X RWP 200	RBB7-R5-5010
60 x 5	2 X RWP 150	RBB7-R5-605
60 x 6	2 X RWP 150	RBB7-R5-606
60 x 8	2 X RWP 200	RBB7-R5-608
60 x 10	2 X RWP 250	RBB7-R5-6010
80 x 5	2 X RWP 200	RBB7-R5-805
80 x 10	3 X RWP 200	RBB7-R5-8010



* Representative sizes shown in here. Other sizes are also available on request.

* BAR TO BAR RBB14

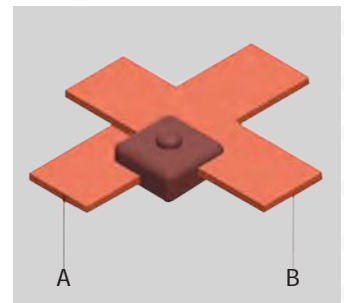
A mm x mm	B mm x mm	Weld & Ignition Powder	Mould
20 x 2	20 x 2	RWP 045	RBB14-R4-202
20 x 3	20 x 3	RWP 045	RBB14-R4-203
20 x 4	20 x 4	RWP 065	RBB14-R4-204
20 x 5	20 x 5	RWP 090	RBB14-R4-205
25 x 2	25 x 2	RWP 045	RBB14-R4-252
25 x 3	25 x 3	RWP 065	RBB14-R4-253
25 x 4	25 x 4	RWP 090	RBB14-R4-254
25 x 5	25 x 5	RWP 090	RBB14-R4-255
25 x 6	25 x 6	RWP 115	RBB14-R4-256
25 x 6	25 x 3	RWP 115	RBB14-R4-256/253
30 x 2	30 x 2	RWP 065	RBB14-R4-302
30 x 3	30 x 3	RWP 065	RBB14-R4-303
30 x 4	30 x 4	RWP 090	RBB14-R4-304
30 x 5	30 x 5	RWP 115	RBB14-R4-305
30 x 6	50 x 6	RWP 250	RBB14-R4-305/306
31 x 3	31 x 3	RWP 090	RBB14-R4-313
31 x 6	31 x 6	RWP 150	RBB14-R4-316
38 x 3	38 x 3	RWP 090	RBB14-R4-383
38 x 5	38 x 5	RWP 150	RBB14-R4-385
38 x 6	38 x 6	RWP 200	RBB14-R4-386
40 x 3	40 x 3	RWP 090	RBB14-R4-403
40 x 4	40 x 4	RWP 115	RBB14-R4-404
40 x 5	40 x 5	RWP 150	RBB14-R4-405
40 x 6	40 x 6	RWP 200	RBB14-R4-406
40 x 10	50 x 6	2 X RWP 150	RBB14-R5-4010/506
40 x 10	40 x 10	2 X RWP 150	RBB14-R5-4010
50 x 3	50 x 3	RWP 150	RBB14-R5-503
50 x 4	50 x 4	RWP 200	RBB14-R5-504
50 x 5	50 x 5	RWP 200	RBB14-R5-505
50 x 6	30 x 5	RWP 200	RBB14-R5-506/305
50 x 6	50 x 6	RWP 250	RBB14-R5-506
50 x 6	60 x 10	2 X RWP 150	RBB14-R5-506/6010
50 x 8	50 x 8	2 X RWP 150	RBB14-R5-508
50 x 10	50 x 10	2 X RWP 200	RBB14-R5-5010
60 x 5	60 x 5	2 X RWP 150	RBB14-R5-605
60 x 6	60 x 6	2 X RWP 150	RBB14-R5-606
60 x 8	60 x 8	2 X RWP 200	RBB14-R5-608
60 x 10	60 x 10	2 X RWP 250	RBB14-R5-6010
80 x 5	80 x 5	2 X RWP 200	RBB14-R5-805
80 x 10	80 x 10	3 X RWP 200	RBB14-R5-8010



* Representative sizes shown in here. Other sizes are also available on request.

*** BAR TO BAR RBB41**

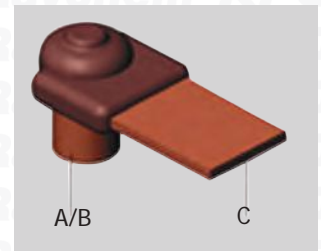
A mm x mm	B mm x mm	Weld & Ignition Powder	Mould
20 x 3	20 x 3	RWP 045	RBB41-R4-202
25 x 3	25 x 3	RWP 065	RBB41-R4-253
25 x 4	25 x 4	RWP 090	RBB41-R4-254
25 x 6	25 x 6	RWP 115	RBB41-R4-256
30 x 2	30 x 2	RWP 090	RBB41-R4-302
30 x 3	30 x 3	RWP 115	RBB41-R4-303
30 x 4	30 x 4	RWP 115	RBB41-R4-304
30 x 5	30 x 5	RWP 115	RBB41-R4-305
31 x 3	31 x 3	RWP 115	RBB41-R4-313
31 x 6	31 x 6	RWP 115	RBB41-R4-316
38 x 3	38 x 3	RWP 150	RBB41-R4-383
38 x 5	38 x 5	RWP 150	RBB41-R4-385
38 x 6	38 x 6	RWP 200	RBB41-R4-386
40 x 3	40 x 3	RWP 200	RBB41-R4-403
40 x 4	40 x 4	RWP 200	RBB41-R4-404
40 x 5	40 x 5	RWP 200	RBB41-R4-405
40 x 6	40 x 6	RWP 200	RBB41-R4-406
50 x 3	50 x 3	RWP 200	RBB41-R5-503
50 x 4	50 x 4	RWP 200	RBB41-R5-504
50 x 5	50 x 5	RWP 200	RBB41-R5-505
50 x 6	50 x 6	RWP 200	RBB41-R5-506
50 x 8	50 x 8	RWP 250	RBB41-R5-508



* Representative sizes shown in here. Other sizes are also available on request.

* BAR TO EARTH ROD RBR1

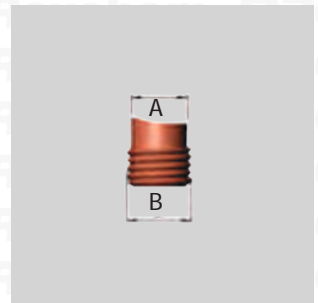
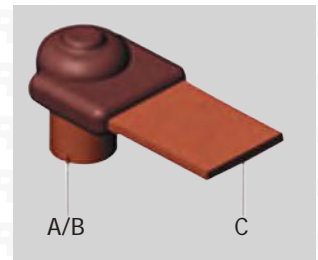
A mm Φ	B Inches Φ	C mm x mm	Weld & Ignition Powder
12.7	1/2"	20 x 2	RWP 065
12.7	1/2"	20 x 3	RWP 090
12.7	1/2"	20 x 4	RWP 090
12.7	1/2"	25 x 2	RWP 065
12.7	1/2"	25 x 3	RWP 090
12.7	1/2"	25 x 4	RWP 090
12.7	1/2"	30 x 2	RWP 090
12.7	1/2"	30 x 3	RWP 090
12.7	1/2"	31 x 3	RWP 090
12.7	1/2"	38 x 3	RWP 090
12.7	1/2"	40 x 3	RWP 090
12.7	1/2"	50 x 3	RWP 115
12.7	1/2"	50 x 6	RWP 115
14.2	5/8"	20 x 3	RWP 090
14.2	5/8"	20 x 4	RWP 090
14.2	5/8"	25 x 3	RWP 090
14.2	5/8"	25 x 4	RWP 115
14.2	5/8"	25 x 5	RWP 115
14.2	5/8"	25 x 6	RWP 115
14.2	5/8"	30 x 2	RWP 115
14.2	5/8"	30 x 3	RWP 115
14.2	5/8"	30 x 4	RWP 150
14.2	5/8"	30 x 5	RWP 150
14.2	5/8"	30 x 6	RWP 150
14.2	5/8"	31 x 3	RWP 115
14.2	5/8"	31 x 6	RWP 150
14.2	5/8"	38 x 3	RWP 115
14.2	5/8"	38 x 5	RWP 150
14.2	5/8"	38 x 6	RWP 200



* Representative sizes shown in here. Other sizes are also available on request.

*** BAR TO EARTH ROD RBR1 Continued**

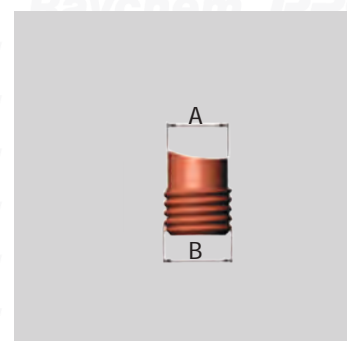
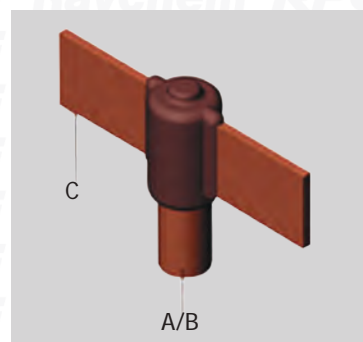
A mm Φ	B Inches Φ	C mm x mm	Weld & Ignition Powder
14.2	58"	40 x 3	RWP 115
14.2	58"	40 x 4	RWP 150
14.2	58"	40 x 5	RWP 150
14.2	58"	40 x 6	RWP 200
14.2	58"	50 x 3	RWP 150
14.2	58"	50 x 4	RWP 200
14.2	58"	50 x 5	RWP 200
14.2	58"	50 x 6	RWP 200
17.2	34"	20 x 3	RWP 115
17.2	34"	20 x 4	RWP 150
17.2	34"	25 x 3	RWP 150
17.2	34"	25 x 4	RWP 150
17.2	34"	25 x 5	RWP 150
17.2	34"	25 x 6	RWP 200
17.2	34"	30 x 2	RWP 150
17.2	34"	30 x 3	RWP 150
17.2	34"	30 x 4	RWP 250
17.2	34"	30 x 5	2 X RWP 200
17.2	34"	30 x 6	RWP 250
17.2	34"	31 x 3	RWP 150
17.2	34"	31 x 6	RWP 250
17.2	34"	38 x 3	RWP 200
17.2	34"	38 x 5	RWP 200
17.2	34"	38 x 6	2 X RWP 150
17.2	34"	40 x 3	RWP 200
17.2	34"	40 x 4	RWP 200
17.2	34"	40 x 5	RWP 200
17.2	34"	40 x 6	2 X RWP 150
17.2	34"	50 x 3	2 X RWP 150
17.2	34"	50 x 4	2 X RWP 150
17.2	34"	50 x 5	2 X RWP 150
17.2	34"	50 x 6	2 X RWP 200
17.2	34"	50 x 8	2 X RWP 200



* Representative sizes shown in here. Other sizes are also available on request.

* BAR TO EARTH ROD RBR2

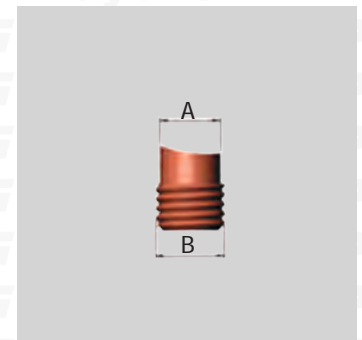
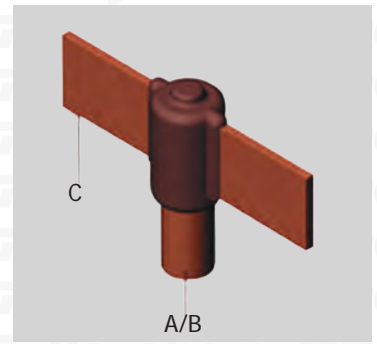
A mm Φ	B Inches Φ	C mm x mm	Weld & Ignition Powder	Mould
12.7	1/2"	20 x 2	RWP 065	RBR2-R4-127202
12.7	1/2"	20 x 3	RWP 090	RBR2-R4-127203
12.7	1/2"	20 x 4	RWP 090	RBR2-R4-127204
12.7	1/2"	25 x 2	RWP 090	RBR2-R4-127252
12.7	1/2"	25 x 3	RWP 090	RBR2-R4-127253
12.7	1/2"	25 x 4	RWP 090	RBR2-R4-127254
12.7	1/2"	25 x 5	RWP 115	RBR2-R4-127255
12.7	1/2"	30 x 2	RWP 090	RBR2-R4-127302
12.7	1/2"	30 x 3	RWP 090	RBR2-R4-127303
12.7	1/2"	30 x 4	RWP 115	RBR2-R4-127304
12.7	1/2"	31 x 3	RWP 090	RBR2-R4-127313
12.7	1/2"	38 x 3	RWP 090	RBR2-R4-127383
12.7	1/2"	40 x 3	RWP 090	RBR2-R4-127403
12.7	1/2"	40 x 5	RWP 115	RBR2-R4-127405
12.7	1/2"	50 x 3	RWP 115	RBR2-R4-127503
12.7	1/2"	50 x 5	RWP 200	RBR2-R4-127505
12.7	1/2"	50 x 6	RWP 115	RBR2-R4-127506
14.2	5/8"	20 x 2	RWP 090	RBR2-R4-142202
14.2	5/8"	20 x 3	RWP 090	RBR2-R4-142203
14.2	5/8"	20 x 4	RWP 090	RBR2-R4-142204
14.2	5/8"	25 x 3	RWP 090	RBR2-R4-142253
14.2	5/8"	25 x 4	RWP 115	RBR2-R4-142254
14.2	5/8"	25 x 5	RWP 115	RBR2-R4-142255
14.2	5/8"	25 x 6	RWP 150	RBR2-R4-142256
14.2	5/8"	30 x 2	RWP 090	RBR2-R4-142302
14.2	5/8"	30 x 3	RWP 115	RBR2-R4-142303
14.2	5/8"	30 x 4	RWP 150	RBR2-R4-142304
14.2	5/8"	30 x 5	RWP 150	RBR2-R4-142305
14.2	5/8"	30 x 6	RWP 150	RBR2-R4-142306
14.2	5/8"	31 x 3	RWP 115	RBR2-R4-142313
14.2	5/8"	31 x 6	RWP 150	RBR2-R4-142316
14.2	5/8"	38 x 3	RWP 150	RBR2-R4-142383
14.2	5/8"	38 x 5	RWP 150	RBR2-R4-142385
14.2	5/8"	38 x 6	RWP 200	RBR2-R4-142386
14.2	5/8"	40 x 3	RWP 150	RBR2-R4-142403



* Representative sizes shown in here. Other sizes are also available on request.

*** BAR TO EARTH ROD RBR2 Continued**

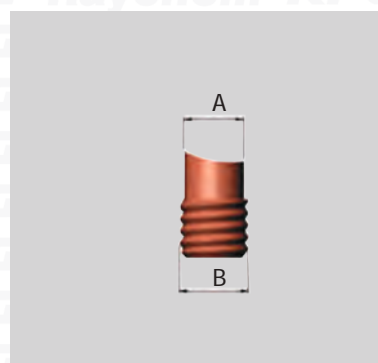
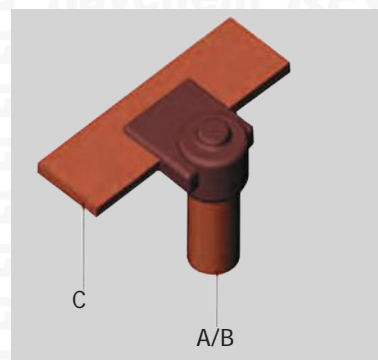
A mm Φ	B Inches Φ	C mm x mm	Weld & Ignition Powder	Mould
14.2	5/8"	40 x 4	RWP 150	RBR2-R4-142404
14.2	5/8"	40 x 5	RWP 150	RBR2-R4-142405
14.2	5/8"	40 x 6	RWP 200	RBR2-R4-142406
14.2	5/8"	50 x 3	RWP 200	RBR2-R4-142503
14.2	5/8"	50 x 4	RWP 200	RBR2-R4-142504
14.2	5/8"	50 x 5	RWP 200	RBR2-R4-142505
14.2	5/8"	50 x 6	RWP 250	RBR2-R4-142506
17.2	3/4"	20 x 2	RWP 150	RBR2-R4-172202
17.2	3/4"	20 x 3	RWP 150	RBR2-R4-172203
17.2	3/4"	20 x 4	RWP 150	RBR2-R4-172204
17.2	3/4"	25 x 3	RWP 150	RBR2-R4-172253
17.2	3/4"	25 x 4	RWP 200	RBR2-R4-172254
17.2	3/4"	25 x 5	RWP 150	RBR2-R4-172255
17.2	3/4"	25 x 6	RWP 200	RBR2-R4-172256
17.2	3/4"	30 x 2	RWP 150	RBR2-R4-172302
17.2	3/4"	30 x 3	RWP 150	RBR2-R4-172303
17.2	3/4"	30 x 4	RWP 250	RBR2-R4-172304
17.2	3/4"	30 x 5	RWP 200	RBR2-R4-172305
17.2	3/4"	30 x 6	RWP 250	RBR2-R4-172306
17.2	3/4"	31 x 3	RWP 200	RBR2-R4-172313
17.2	3/4"	31 x 6	RWP 250	RBR2-R4-172316
17.2	3/4"	38 x 3	RWP 200	RBR2-R4-172383
17.2	3/4"	38 x 5	RWP 200	RBR2-R4-172385
17.2	3/4"	38 x 6	RWP 250	RBR2-R4-172386
17.2	3/4"	40 x 3	RWP 200	RBR2-R4-172403
17.2	3/4"	40 x 4	RWP 200	RBR2-R4-172404
17.2	3/4"	40 x 5	RWP 200	RBR2-R4-172405
17.2	3/4"	40 x 6	RWP 250	RBR2-R4-172406
17.2	3/4"	40 x 10	2 X RWP 150	RBR2-R5-1724010
17.2	3/4"	50 x 3	2 X RWP 150	RBR2-R5-172503
17.2	3/4"	50 x 4	2 X RWP 150	RBR2-R5-172504
17.2	3/4"	50 x 5	2 X RWP 150	RBR2-R5-172505
17.2	3/4"	50 x 6	2 X RWP 150	RBR2-R5-172506
17.2	3/4"	50 x 8	2 X RWP 200	RBR2-R5-172508



* Representative sizes shown in here. Other sizes are also available on request.

* BAR TO EARTH ROD RBR7


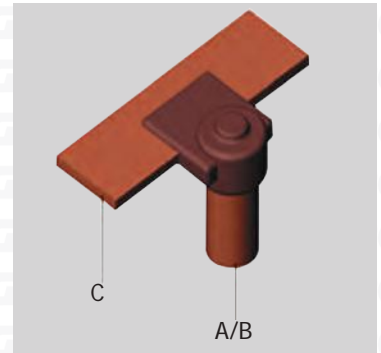
A mm Φ	B mm Φ	C mm x mm	Weld & Ignition Powder	Mould
12.7	1/2"	20 x 3	RWP 090	RBR7-R4-127203
12.7	1/2"	25 x 3	RWP 090	RBR7-R4-127253
12.7	1/2"	25 x 4	RWP 090	RBR7-R4-127254
12.7	1/2"	30 x 2	RWP 090	RBR7-R4-127302
12.7	1/2"	30 x 3	RWP 090	RBR7-R4-127303
12.7	1/2"	31 x 3	RWP 090	RBR7-R4-127313
12.7	1/2"	38 x 3	RWP 090	RBR7-R4-127383
12.7	1/2"	40 x 3	RWP 090	RBR7-R4-127403
12.7	1/2"	50 x 3	RWP 115	RBR7-R4-127503
12.7	1/2"	50 x 6	RWP 115	RBR7-R4-127506
14.2	5/8"	20 x 3	RWP 090	RBR7-R4-142203
14.2	5/8"	25 x 3	RWP 090	RBR7-R4-142253
14.2	5/8"	25 x 4	RWP 115	RBR7-R4-142254
14.2	5/8"	25 x 6	RWP 115	RBR7-R4-142256
14.2	5/8"	30 x 2	RWP 115	RBR7-R4-142302
14.2	5/8"	30 x 3	RWP 115	RBR7-R4-142303
14.2	5/8"	30 x 4	RWP 150	RBR7-R4-142304
14.2	5/8"	30 x 5	RWP 150	RBR7-R4-142305
14.2	5/8"	31 x 3	RWP 115	RBR7-R4-142313
14.2	5/8"	31 x 6	RWP 150	RBR7-R4-142316
14.2	5/8"	38 x 3	RWP 115	RBR7-R4-142383
14.2	5/8"	38 x 5	RWP 150	RBR7-R4-142385
14.2	5/8"	38 x 6	RWP 200	RBR7-R4-142386
14.2	5/8"	40 x 3	RWP 115	RBR7-R4-142403
14.2	5/8"	40 x 4	RWP 150	RBR7-R4-142404
14.2	5/8"	40 x 5	RWP 150	RBR7-R4-142405
14.2	5/8"	40 x 6	RWP 200	RBR7-R4-142406
14.2	5/8"	50 x 3	RWP 150	RBR7-R4-142503
14.2	5/8"	50 x 4	RWP 200	RBR7-R4-142504
14.2	5/8"	50 x 5	RWP 200	RBR7-R4-142505
14.2	5/8"	50 x 6	RWP 200	RBR7-R4-142506
17.2	3/4"	20 x 3	RWP 115	RBR7-R4-172203
17.2	3/4"	25 x 3	RWP 150	RBR7-R4-172253
17.2	3/4"	25 x 4	RWP 150	RBR7-R4-172254



* Representative sizes shown in here. Other sizes are also available on request.

*** BAR TO STEEL SURFACE RBR7 CONTINUED**

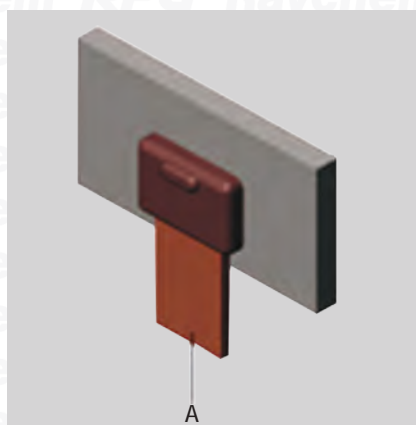
A mm Φ	B mm Φ	C mm x mm	Weld & Ignition Powder	Mould
17.2	3/4"	25 x 6	RWP 200	RBR7-R4-172256
17.2	3/4"	30 x 2	RWP 150	RBR7-R4-172302
17.2	3/4"	30 x 3	RWP 150	RBR7-R4-172303
17.2	3/4"	30 x 4	RWP 250	RBR7-R4-172304
17.2	3/4"	30 x 5	RWP 200	RBR7-R4-172305
17.2	3/4"	31 x 3	RWP 200	RBR7-R4-172313
17.2	3/4"	31 x 6	RWP 200	RBR7-R4-172316
17.2	3/4"	38 x 3	RWP 200	RBR7-R4-172383
17.2	3/4"	38 x 5	RWP 200	RBR7-R4-172385
17.2	3/4"	38 x 6	RWP 250	RBR7-R5-172386
17.2	3/4"	40 x 3	RWP 200	RBR7-R4-172403
17.2	3/4"	40 x 4	RWP 200	RBR7-R4-172404
17.2	3/4"	40 x 5	RWP 200	RBR7-R4-172405
17.2	3/4"	40 x 6	RWP 250	RBR7-R5-172406
17.2	3/4"	50 x 3	RWP 250	RBR7-R5-172503
17.2	3/4"	50 x 4	RWP 250	RBR7-R5-172504
17.2	3/4"	50 x 5	2 x RWP 150	RBR7-R5-172505
17.2	3/4"	50 x 6	2 x RWP 200	RBR7-R5-172506



* Representative sizes shown in here. Other sizes are also available on request.

* BAR TO STEEL SURFACE RBS1

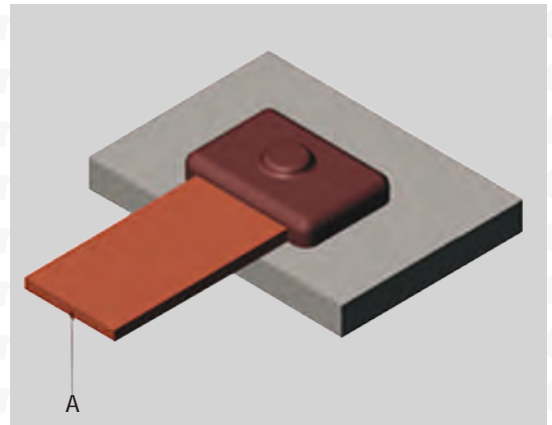
A mm x mm	Weld & Ignition Powder	Mould
20 x 2	RWP 065	RBS1-R4-202
20 x 3	RWP 090	RBS1-R4-203
25 x 3	RWP 090	RBS1-R4-253
25 x 4	RWP 090	RBS1-R4-254
25 x 5	RWP 115	RBS1-R4-255
25 x 6	RWP 150	RBS1-R4-256
30 x 2	RWP 115	RBS1-R4-302
30 x 3	RWP 115	RBS1-R4-303
30 x 4	RWP 150	RBS1-R4-304
30 x 5	RWP 200	RBS1-R4-305
31 x 3	RWP 115	RBS1-R4-313
31 x 6	RWP 200	RBS1-R4-316
38 x 3	RWP 150	RBS1-R4-383
38 x 5	RWP 200	RBS1-R4-385
38 x 6	RWP 200	RBS1-R4-386
40 x 1.5	RWP 065	RBS1-R4-40 / 1.5
40 x 3	RWP 115	RBS1-R4-403
40 x 4	RWP 200	RBS1-R4-404
40 x 5	RWP 200	RBS1-R4-405
40 x 6	RWP 250	RBS1-R4-406
50 x 3	RWP 200	RBS1-R4-503
50 x 4	2 x RWP 150	RBS1-R4-504
50 x 5	2 x RWP 150	RBS1-R5-505
50 x 6	2 x RWP 150	RBS1-R5-506
50 x 8	2 x RWP 200	RBS1-R5-508



* Representative sizes shown in here. Other sizes are also available on request.

* BAR TO STEEL SURFACE RBS2

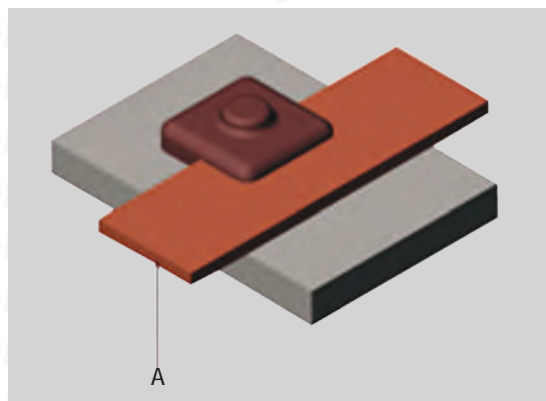
A mm x mm	Weld & Ignition Powder	Mould
20 x 2	RWP 065	RBS2-R4-202
20 x 3	RWP 065	RBS2-R4-203
20 x 3	RWP 090	RBS2-R4-203
25 x 2	RWP 090	RBS2-R4-252
25 x 3	RWP 115	RBS2-R4-253
25 x 4	RWP 115	RBS2-R4-254
25 x 5	RWP 150	RBS2-R4-255
25 x 6	RWP 150	RBS2-R4-256
25 x 10	RWP 250	RBS2-R4-2510
25 x 12	RWP 250	RBS2-R4-2512
30 x 2	RWP 115	RBS2-R4-302
30 x 3	RWP 115	RBS2-R4-303
30 x 4	RWP 150	RBS2-R4-304
30 x 5	RWP 200	RBS2-R4-305
30 x 6	RWP 200	RBS2-R4-306
31 x 3	RWP 115	RBS2-R4-313
31 x 6	RWP 200	RBS2-R4-316
38 x 3	RWP 150	RBS2-R4-383
38 x 5	RWP 200	RBS2-R4-385
38 x 6	RWP 250	RBS2-R4-386
40 x 3	RWP 150	RBS2-R4-403
40 x 4	RWP 200	RBS2-R4-404
40 x 5	RWP 250	RBS2-R4-405
40 x 6	RWP 250	RBS2-R4-406
40 x 10	2 x RWP 150	RBS2-R4-4010
40 x 12	2 x RWP 200	RBS2-R4-4012
50 x 3	RWP 250	RBS2-R4-503
50 x 4	RWP 250	RBS2-R4-504
50 x 5	RWP 250	RBS2-R4-505
50 x 6	RWP 250	RBS2-R4-506
60 x 8	2 x RWP 150	RBS2-R4-608
60 x 10	2 x RWP 200	RBS2-R4-6010



* Representative sizes shown in here. Other sizes are also available on request.

* BAR TO STEEL SURFACE RBS3

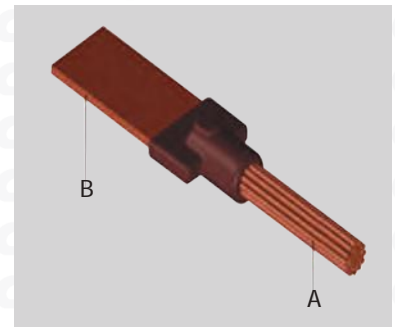
A mm x mm	Weld & Ignition Powder	Mould
20 x 2	RWP 065	RBS3-R4-202
20 x 3	RWP 065	RBS3-R4-203
20 x 3	RWP 090	RBS3-R4-203
25 x 2	RWP 090	RBS3-R4-252
25 x 3	RWP 115	RBS3-R4-253
25 x 4	RWP 115	RBS3-R4-254
25 x 5	RWP 150	RBS3-R4-255
25 x 6	RWP 150	RBS3-R4-256
25 x 10	RWP 250	RBS3-R4-2510
25 x 12	RWP 250	RBS3-R4-2512
30 x 2	RWP 115	RBS3-R4-302
30 x 3	RWP 115	RBS3-R4-303
30 x 4	RWP 150	RBS3-R4-304
30 x 5	RWP 200	RBS3-R4-305
30 x 6	RWP 200	RBS3-R4-306
31 x 3	RWP 115	RBS3-R4-313
31 x 6	RWP 200	RBS3-R4-316
38 x 3	RWP 150	RBS3-R4-383
38 x 5	RWP 200	RBS3-R4-385
38 x 6	RWP 250	RBS3-R4-386
40 x 3	RWP 150	RBS3-R4-403
40 x 4	RWP 200	RBS3-R4-404
40 x 5	RWP 250	RBS3-R4-405
40 x 6	RWP 250	RBS3-R4-406
40 x 10	2 x RWP 150	RBS3-R4-4010
40 x 12	2 x RWP 200	RBS3-R4-4012
50 x 3	RWP 250	RBS3-R4-503
50 x 4	RWP 250	RBS3-R4-504
50 x 5	RWP 250	RBS3-R4-505
50 x 6	RWP 250	RBS3-R4-506
60 x 8	2 x RWP 150	RBS3-R4-608
60 x 10	2 x RWP 200	RBS3-R4-6010



* Representative sizes shown in here. Other sizes are also available on request.

*** CABLE TO BAR RCB1**

A mm ²	B mm x mm	Weld & Ignition Powder	Mould
10	20 x 2	RWP 032	RCB1-R4-10202
16	20 x 3	RWP 045	RCB1-R4-16203
16	25 x 3	RWP 045	RCB1-R4-16253
25	20 x 2	RWP 032	RCB1-R4-25202
25	20 x 3	RWP 045	RCB1-R4-25203
25	25 x 3	RWP 045	RCB1-R4-25253
25	30 x 2	RWP 045	RCB1-R4-25302
35	20 x 3	RWP 045	RCB1-R4-35203
35	25 x 3	RWP 045	RCB1-R4-35253
35	30 x 2	RWP 045	RCB1-R4-35302
35	30 x 3	RWP 045	RCB1-R4-35303
50	20 x 3	RWP 045	RCB1-R4-50203
50	25 x 3	RWP 065	RCB1-R4-50253
50	25 x 4	RWP 065	RCB1-R4-50254
50	25 x 5	RWP 065	RCB1-R4-50255
50	30 x 2	RWP 045	RCB1-R4-50302
50	30 x 3	RWP 065	RCB1-R4-50303
8 mm Ø	20 x 3	RWP 045	RCB1-R4-8SC203
8 mm Ø	25 x 3	RWP 065	RCB1-R4-8SC253
70	25 x 3	RWP 065	RCB1-R4-70253
70	25 x 4	RWP 065	RCB1-R4-70254
70	25 x 5	RWP 065	RCB1-R4-70255
70	25 x 6	RWP 065	RCB1-R4-70256
70	30 x 3	RWP 090	RCB1-R4-70303
70	40 x 3	RWP 090	RCB1-R4-70403
10 mm Ø	25 x 3	RWP 065	RCB1-R4-10SC253
10 mm Ø	25 x 4	RWP 065	RCB1-R4-10SC254
10 mm Ø	25 x 6	RWP 065	RCB1-R4-10SC256
95	25 x 3	RWP 090	RCB1-R4-95253
95	25 x 4	RWP 090	RCB1-R4-95254
95	25 x 5	RWP 090	RCB1-R4-95255
95	25 x 6	RWP 090	RCB1-R4-95256
95	30 x 3	RWP 090	RCB1-R4-95303
95	30 x 5	RWP 090	RCB1-R4-95305
95	40 x 3	RWP 090	RCB1-R4-95403
95	40 x 5	RWP 090	RCB1-R4-95405
95	50 x 5	RWP 090	RCB1-R4-95505
95	50 x 6	RWP 090	RCB1-R4-95506
120	25 x 3	RWP 090	RCB1-R4-120253
120	25 x 4	RWP 090	RCB1-R4-120254

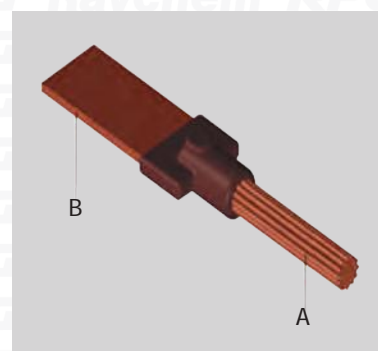


Continued...

* Representative sizes shown in here. Other sizes are also available on request.

*** CABLE TO BAR RCB1** Continued

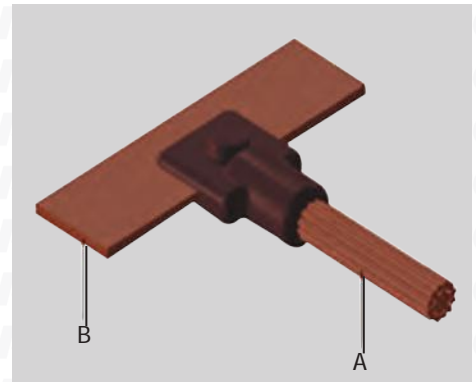
A mm ²	B mm x mm	Weld & Ignition Powder	Mould
120	25 x 5	RWP 090	RCB1-R4-120255
120	25 x 6	RWP 090	RCB1-R4-120256
120	30 x 5	RWP 115	RCB1-R4-120305
120	40 x 3	RWP 115	RCB1-R4-120403
120	40 x 5	RWP 115	RCB1-R4-120405
120	50 x 5	RWP 115	RCB1-R4-120505
120	50 x 6	RWP 115	RCB1-R4-120506
150	25 x 6	RWP 115	RCB1-R4-150256
150	30 x 5	RWP 115	RCB1-R4-150305
150	40 x 5	RWP 150	RCB1-R4-150405
150	50 x 3	RWP 115	RCB1-R4-150503
150	50 x 4	RWP 150	RCB1-R4-150504
150	50 x 5	RWP 200	RCB1-R4-150505
150	50 x 6	RWP 150	RCB1-R4-150506
150	50 x 8	RWP 200	RCB1-R4-150508
185	30 x 5	RWP 150	RCB1-R4-185305
185	31 x 6	RWP 150	RCB1-R4-185316
185	38 x 6	RWP 150	RCB1-R4-185386
185	40 x 5	RWP 150	RCB1-R4-185405
185	50 x 4	RWP 200	RCB1-R5-185504
185	50 x 5	RWP 200	RCB1-R5-185505
185	50 x 6	RWP 200	RCB1-R5-185506
185	50 x 8	RWP 200	RCB1-R5-185508
185	60 x 5	RWP 250	RCB1-R5-185605
240	50 x 3	RWP 200	RCB1-R5-240503
240	50 x 4	RWP 200	RCB1-R5-240504
240	50 x 5	RWP 200	RCB1-R5-240505
240	50 x 6	2 x RWP 150	RCB1-R5-240506
240	50 x 8	2 x RWP 150	RCB1-R5-240508
240	60 x 5	RWP 250	RCB1-R5-240605
300	50 x 6	2 x RWP 150	RCB1-R5-300506
300	50 x 8	2 x RWP 200	RCB1-R5-300508
300	50 x 10	2 x RWP 200	RCB1-R5-3005010
300	60 x 5	2 x RWP 150	RCB1-R5-300605
500	50 x 10	2 x RWP 200	RCB1-R5-5005010
500	50 x 12	2 x RWP 250	RCB1-R5-5005012
500	75 X 12	2 X RWP 250	RCB1-R5-5007512



* Representative sizes shown in here. Other sizes are also available on request.

*** CABLE TO BAR RCB4**

A mm ²	B mm X mm	Weld & Ignition Powder	Mould
10	20x2	RWP 025	RCB4-R4-10202
16	25x2	RWP 032	RCB4-R4-16252
25	25x2	RWP 032	RCB4-R4-25252
35	25x2	RWP 045	RCB4-R4-35252
50	25x2	RWP 045	RCB4-R4-50252
16	20 x 3	RWP 045	RCB4-R4-16203
16	25 x 3	RWP 045	RCB4-R4-16253
25	20 x 3	RWP 045	RCB4-R4-25203
25	25 x 3	RWP 032	RCB4-R4-25253
35	20 x 3	RWP 045	RCB4-R4-35203
35	25 x 3	RWP 045	RCB4-R4-35253
50	20 x 3	RWP 045	RCB4-R4-50203
50	25 x 3	RWP 045	RCB4-R4-50253
8 mm Ø	20 x 3	RWP 045	RCB4-R4-8SC203
8 mm Ø	25 x 3	RWP 045	RCB4-R4-8SC253
70	25 x 3	RWP 065	RCB4-R4-70253
95	25 x 3	RWP 090	RCB4-R4-95253
120	25 x 3	RWP 090	RCB4-R4-120253
150	25 x 3	RWP 115	RCB4-R4-150253
185	25 x 3	RWP 115	RCB4-R4-185253
240	25 x 3	RWP 150	RCB4-R4-240253
70	25 x 4	RWP 065	RCB4-R4-70254
70	25 x 6	RWP 090	RCB4-R4-70256
10 mm Ø	25 x 3	RWP 065	RCB4-R4-10SC253
10 mm Ø	25 x 4	RWP 065	RCB4-R4-10SC254
10 mm Ø	25 x 6	RWP 090	RCB4-R4-10SC256
95	25 x 4	RWP 090	RCB4-R4-95254
120	25 x 4	RWP 090	RCB4-R4-120254
95	25 x 6	RWP 115	RCB4-R4-95256
120	25 x 6	RWP 115	RCB4-R4-120256
35	30x3	RWP 45	RCB4-R4-35303
50	30x3	RWP 65	RCB4-R4-50303
70	30x3	RWP 90	RCB4-R4-70303
95	30 x 5	RWP 090	RCB4-R4-95305
120	30 x 5	RWP 115	RCB4-R4-120305
150	25 x 6	RWP 115	RCB4-R4-150256
150	30 x 5	RWP 115	RCB4-R4-150305
185	30 x 5	RWP 150	RCB4-R4-185305
150	25 x 6	RWP 115	RCB4-R4-150256
185	31 x 6	RWP 150	RCB4-R4-185316

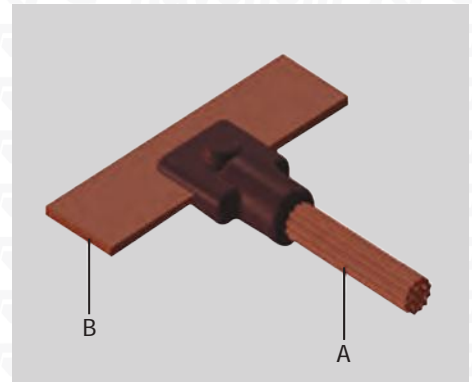


Continued...

* Representative sizes shown in here. Other sizes are also available on request.

*** CABLE TO BAR RCB4 Continued**

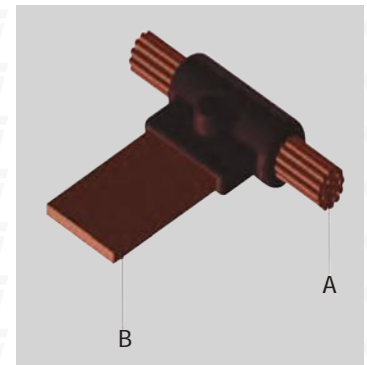
A mm ²	B mm X mm	Weld & Ignition Powder	Mould
185	38 x 6	RWP 150	RCB4-R4-185386
35	40x3	RWP 45	RCB4-R4-35403
50	40x3	RWP 90	RCB4-R4-50403
70	40x3	RWP 90	RCB4-R4-70403
35	40 x 5	RWP 65	RCB4-R4-35405
50	40 x 5	RWP 90	RCB4-R4-50405
70	40 x 5	RWP 90	RCB4-R4-70405
95	40 x 5	RWP 90	RCB4-R4-95405
120	40 x 5	RWP 115	RCB4-R4-120405
150	40 x 5	RWP 115	RCB4-R4-150405
185	40 x 5	RWP 150	RCB4-R4-185405
50	40 x 6	RWP 90	RCB4-R4-50406
95	40 x 6	RWP 90	RCB4-R4-95406
120	40 x 6	RWP 115	RCB4-R4-185406
240	40 x 6	RWP 150	RCB4-R4-185406
70	50 x 5	RWP 90	RCB4-R4-70505
95	50 x 5	RWP 90	RCB4-R4-95505
120	50 x 5	RWP 115	RCB4-R4-120505
150	50 x 5	RWP 115	RCB4-R4-150505
185	50 x 5	RWP 150	RCB4-R4-185505
240	50 x 5	RWP 200	RCB4-R4-240505
150	50 x 6	RWP 150	RCB4-R4-150506
185	50 x 6	RWP 150	RCB4-R4-185506
240	50 x 6	RWP 250	RCB4-R4-240506
300	50 x 6	2xRWP 150	RCB4-R5-300506
150	50 x 8	RWP 150	RCB4-R4-150508
185	50 x 8	RWP 200	RCB4-R4-185508
300	50 x 8	2xRWP 200	RCB4-R5-300508



* Representative sizes shown in here. Other sizes are also available on request.

*** CABLE TO BAR RCB5**

A mm ²	B mm X mm	Weld & Ignition Powder	Mould
10	20 X 2	RWP 045	RCB5-R4-10202
16	20 X 2	RWP 045	RCB5-R4-16202
16	20 x 3	RWP 045	RCB5-R4-16203
16	25 x 3	RWP 065	RCB5-R4-16253
25	20 x 2	RWP 045	RCB5-R4-25202
25	20 x 3	RWP 045	RCB5-R4-25203
25	25 x 3	RWP 065	RCB5-R4-25253
25	30 x 2	RWP 045	RCB5-R4-25302
35	20 x 2	RWP 045	RCB5-R4-35202
35	20 x 3	RWP 045	RCB5-R4-35203
35	25 x 3	RWP 045	RCB5-R4-35253
35	30 x 2	RWP 045	RCB5-R4-35302
35	30 x 3	RWP 065	RCB5-R4-35303
50	20 x 3	RWP 065	RCB5-R4-50203
50	25 x 2	RWP 045	RCB5-R4-50252
50	25 x 3	RWP 065	RCB5-R4-50253
50	30 x 2	RWP 065	RCB5-R4-50302
50	30 x 3	RWP 090	RCB5-R4-50303
50	40 x 3	RWP 115	RCB5-R4-50403
50	40 x 6	RWP 115	RCB5-R4-50406
8 mm Ø	20 x 3	RWP 065	RCB5-R4-8SC203
8 mm Ø	25 x 2	RWP 045	RCB5-R4-8SC252
8 mm Ø	25 x 3	RWP 065	RCB5-R4-8SC253
8 mm Ø	30 x 2	RWP 065	RCB5-R4-8SC302
8 mm Ø	30 x 3	RWP 090	RCB5-R4-8SC303
70	25 x 3	RWP 090	RCB5-R4-70253
70	25 x 4	RWP 115	RCB5-R4-70254
70	25 x 6	RWP 115	RCB5-R4-70256
70	30 x 3	RWP 115	RCB5-R4-70303
70	40 x 3	RWP 115	RCB5-R4-70403
70	50 x 5	RWP 200	RCB5-R4-70505
10 mm Ø	25 x 3	RWP 115	RCB5-R4-10SC253
10 mm Ø	25 x 4	RWP 150	RCB5-R4-10SC254
10 mm Ø	25 x 6	RWP 150	RCB5-R4-10SC256
10 mm Ø	30 x 3	RWP 115	RCB5-R4-10SC303
95	25 x 3	RWP 090	RCB5-R4-95253
95	25 x 4	RWP 150	RCB5-R4-95254
95	25 x 5	RWP 150	RCB5-R4-95255
95	25 x 6	RWP 150	RCB5-R4-95256
95	30 x 5	RWP 150	RCB5-R4-95305
95	40 x 3	RWP 150	RCB5-R4-95403

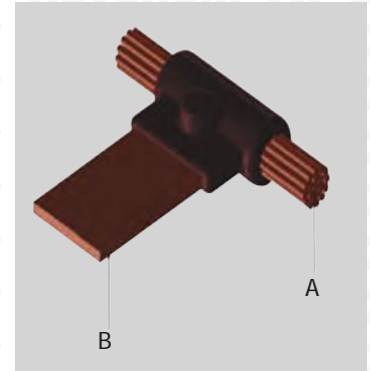


Continued...

* Representative sizes shown in here. Other sizes are also available on request.

*** CABLE TO BAR RCB5 Continued**

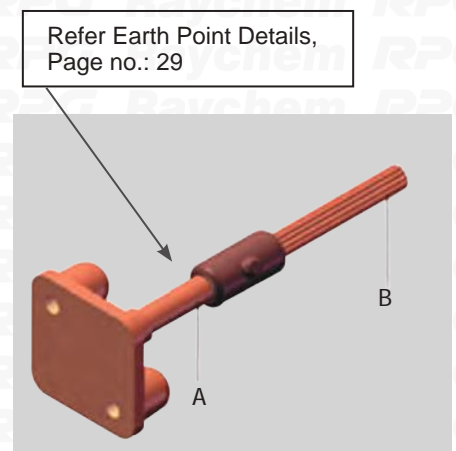
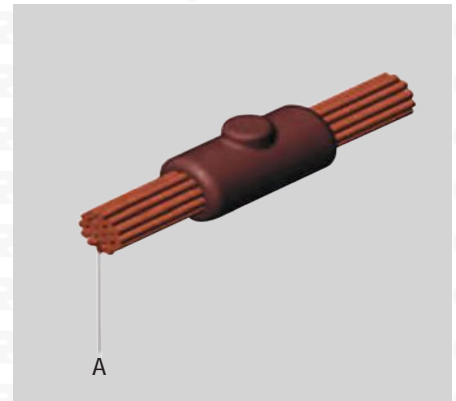
A mm ²	B mm X mm	Weld & Ignition Powder	Mould
120	25 x 3	RWP 115	RCB5-R4-120253
120	25 x 4	RWP 150	RCB5-R4-120254
120	25 x 5	RWP 150	RCB5-R4-120255
120	25 x 6	RWP 150	RCB5-R4-120256
120	30 x 5	RWP 200	RCB5-R4-120305
120	40 x 3	RWP 200	RCB5-R4-120403
120	40 x 5	RWP 200	RCB5-R4-120405
120	50 x 6	RWP 250	RCB5-R4-120506
150	25 x 3	RWP 150	RCB5-R4-150253
150	25 x 6	RWP 200	RCB5-R4-150256
150	30 x 5	RWP 200	RCB5-R4-150305
150	40 x 5	RWP 250	RCB5-R4-150405
150	50 x 3	RWP 200	RCB5-R4-150503
150	50 x 4	RWP 250	RCB5-R4-150504
150	50 x 5	RWP 250	RCB5-R5-150505
150	50 x 6	2 X RWP 150	RCB5-R5-150506
150	50 x 8	2 X RWP 200	RCB5-R5-150508
150	60 x 5	2 X RWP 150	RCB5-R5-150605
185	30 x 5	RWP 250	RCB5-R4-185305
185	31 x 6	RWP 250	RCB5-R4-185316
185	38 x 6	RWP 250	RCB5-R4-185386
185	40 x 5	RWP 250	RCB5-R4-185405
185	40 x 6	RWP 250	RCB5-R4-185406
185	50 x 4	RWP 250	RCB5-R5-185504
185	50 x 5	2 X RWP 150	RCB5-R5-185505
185	50 x 6	2 X RWP 150	RCB5-R5-185506
185	50 x 8	2 X RWP 200	RCB5-R5-185508
185	60 x 5	2 X RWP 200	RCB5-R5-185605
240	25 x 3	RWP 200	RCB5-R4-240253
240	30 x 5	RWP 250	RCB5-R4-240305
240	40 x 3	2 X RWP 150	RCB5-R5-240403
240	40 x 6	2 X RWP 150	RCB5-R5-240406
240	50 x 3	2 X RWP 150	RCB5-R5-240503
240	50 x 4	2 X RWP 150	RCB5-R5-240504
240	50 x 5	2 X RWP 150	RCB5-R5-240505
240	50 x 6	2 X RWP 200	RCB5-R5-240506
240	60 x 5	2 X RWP 150	RCB5-R5-240605
300	25 x 3	RWP 250	RCB5-R4-300253
300	50 x 6	2 X RWP 250	RCB5-R5-300506
300	50 x 8	2 X RWP 250	RCB5-R5-300508
400	30 x 5	2 X RWP 150	RCB5-R5-400305



* Representative sizes shown in here. Other sizes are also available on request.

*** CABLE TO CABLE RCC1**

A mm ²	B mm ²	Weld & Ignition Powder	Mould
10	10	RWP 032	RCC1-R4-1010
16	16	RWP 032	RCC1-R4-16
25	25	RWP 032	RCC1-R4-25
35	35	RWP 032	RCC1-R4-35
50	50	RWP 045	RCC1-R4-50
50	70	RWP 065	RCC1-R4-5070
50	95	RWP 090	RCC1-R4-5095
8 mm Ø	8 mm Ø	RWP 045	RCC1-R4-8SC
70	70	RWP 065	RCC1-R4-70
70	95	RWP 090	RCC1-R4-7095
70	120	RWP 115	RCC1-R4-70120
10 mm Ø	10 mm Ø	RWP 065	RCC1-R4-10SC
10 mm Ø	10	RWP 065	RCC1-R4-10SC10
10 mm Ø	16	RWP 065	RCC1-R4-10SC16
10 mm Ø	25	RWP 065	RCC1-R4-10SC25
10 mm Ø	35	RWP 065	RCC1-R4-10SC35
10 mm Ø	50	RWP 065	RCC1-R4-10SC50
10 mm Ø	70	RWP 065	RCC1-R4-10SC70
10 mm Ø	95	RWP 090	RCC1-R4-10SC95
10 mm Ø	120	RWP 115	RCC1-R4-10SC120
10 mm Ø	150	RWP 115	RCC1-R4-10SC150
10 mm Ø	185	RWP 150	RCC1-R4-10SC185
10 mm Ø	240	RWP 200	RCC1-R4-10SC240
10 mm Ø	300	RWP 250	RCC1-R4-10SC300
10 mm Ø	400	2xRWP 150	RCC1-R5-10SC400
10 mm Ø	500	2XRWP 200	RCC1-R5-10SC500
95	95	RWP 090	RCC1-R4-95
95	120	RWP 115	RCC1-R4-95120
120	120	RWP 115	RCC1-R4-120
150	150	RWP 115	RCC1-R4-150
185	185	RWP 150	RCC1-R4-185
240	240	RWP 200	RCC1-R4-240
300	300	RWP 250	RCC1-R4-300
400	400	2xRWP 150	RCC1-R5-400
500	500	2XRWP 200	RCC1-R5-500500

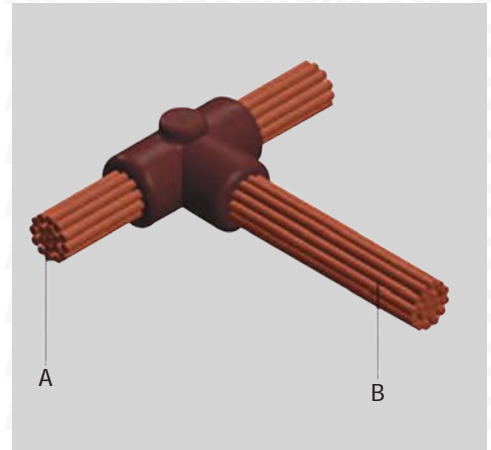


Material: BS EN 1982: 2008

* Representative sizes shown in here. Other sizes are also available on request.

* CABLE TO CABLE CC2

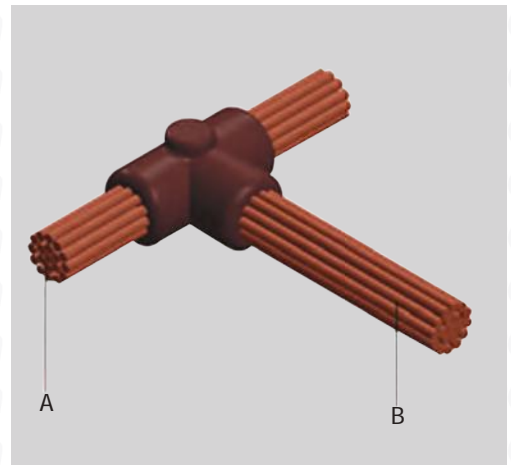
A mm ²	B mm ²	Weld & Ignition Powder	Mould
10	10	RWP 032	RCC2-R4-1010
16	16	RWP 045	RCC2-R4-1616
25	10	RWP 045	RCC2-R4-2510
25	16	RWP 045	RCC2-R4-2516
25	25	RWP 045	RCC2-R4-2525
30	16	RWP 045	RCC2-R4-3016
30	25	RWP 045	RCC2-R4-3025
30	30	RWP 045	RCC2-R4-3030
35	16	RWP 045	RCC2-R4-3516
35	30	RWP 045	RCC2-R4-3530
35	35	RWP 045	RCC2-R4-3535
35	25	RWP 045	RCC2-R4-3525
8 mm Ø	8 mm Ø	RWP 065	RCC2-R4-88SC
50	50	RWP 090	RCC2-R4-5050
50	35	RWP 065	RCC2-R4-5035
50	25	RWP 065	RCC2-R4-5025
50	16	RWP 045	RCC2-R4-5016
10 mm Ø	10 mm Ø	RWP 090	RCC2-R4-1010SC
70	70	RWP 090	RCC2-R4-7070
70	50	RWP 090	RCC2-R4-7050
70	35	RWP 065	RCC2-R4-7035
70	30	RWP 065	RCC2-R4-7030
70	25	RWP 065	RCC2-R4-7025
70	16	RWP 065	RCC2-R4-7016
70	6	RWP 045	RCC2-R4-706
95	95	RWP 115	RCC2-R4-9595
95	70	RWP 090	RCC2-R4-9570
95	50	RWP 090	RCC2-R4-9550
95	35	RWP 090	RCC2-R4-9535
95	30	RWP 090	RCC2-R4-9530
95	25	RWP 090	RCC2-R4-9525
95	16	RWP 090	RCC2-R4-9516
120	300	RWP 200	RCC2-R4-120300
120	120	RWP 150	RCC2-R4-120120
120	95	RWP 150	RCC2-R4-12095
120	70	RWP 090	RCC2-R4-12070
120	50	RWP 090	RCC2-R4-12050
120	35	RWP 090	RCC2-R4-12035
120	25	RWP 090	RCC2-R4-12025
120	30	RWP 090	RCC2-R4-12030
120	16	RWP 090	RCC2-R4-12016
150	150	RWP 200	RCC2-R4-150150



* Representative sizes shown in here. Other sizes are also available on request.

*** CABLE TO CABLE RCC2 Continued**

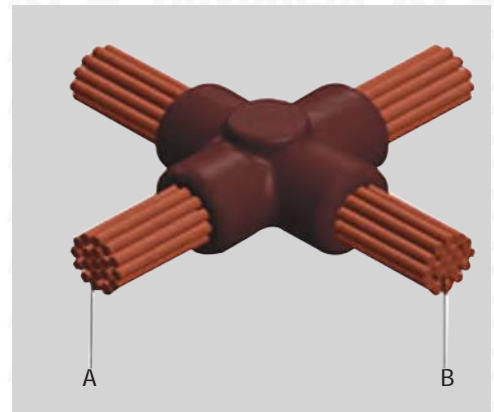
A mm ²	B mm ²	Weld & Ignition Powder	Mould
150	120	RWP 150	RCC2-R4-150120
150	95	RWP 150	RCC2-R4-15095
150	70	RWP 090	RCC2-R4-15070
150	50	RWP 090	RCC2-R4-15050
150	35	RWP 090	RCC2-R4-15035
150	30	RWP 090	RCC2-R4-15030
150	25	RWP 090	RCC2-R4-15025
150	16	RWP 090	RCC2-R4-15016
185	185	RWP 200	RCC2-R4-185185
185	150	RWP 200	RCC2-R4-185150
185	120	RWP 200	RCC2-R4-185120
185	95	RWP 150	RCC2-R4-18595
185	70	RWP 150	RCC2-R4-18570
240	400	2xRWP 200	RCC2-R4-240400
240	240	2xRWP 150	RCC2-R5-240240
240	185	RWP 200	RCC2-R4-240185
240	150	RWP 200	RCC2-R4-240150
240	120	RWP 200	RCC2-R4-240120
240	95	RWP 150	RCC2-R4-24095
240	70	RWP 115	RCC2-R4-24070
240	50	RWP 090	RCC2-R4-24050
240	35	RWP 090	RCC2-R4-24035
240	25	RWP 090	RCC2-R4-24025
240	16	RWP 090	RCC2-R4-24016
300	300	2xRWP 200	RCC2-R5-300300
300	240	2xRWP 200	RCC2-R5-300240
300	185	RWP 250	RCC2-R4-300185
300	150	RWP 200	RCC2-R4-300150
300	120	RWP 150	RCC2-R4-300120
300	95	RWP 200	RCC2-R4-30095
300	70	RWP 200	RCC2-R4-30070
300	50	RWP 115	RCC2-R4-30050
300	35	RWP 115	RCC2-R4-30035
300	25	RWP 115	RCC2-R4-30025
300	16	RWP 090	RCC2-R4-30016
400	400	2xRWP 250	RCC2-R4-400400
400	300	2xRWP 200	RCC2-R4-400300
400	95	RWP 250	RCC2-R4-40095



* Representative sizes shown in here. Other sizes are also available on request.

* CABLE TO CABLE RCC4

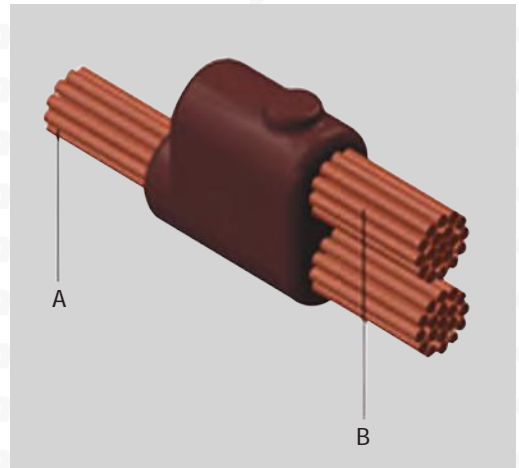
A mm ²	B mm ²	Weld & Ignition Powder	Mould
10	10	RWP 045	RCC4-R4-1010
16	16	RWP 045	RCC4-R4-1616
25	25	RWP 045	RCC4-R4-2525
35	35	RWP 065	RCC4-R4-3535
35	25	RWP 065	RCC4-R4-3525
8 mm Ø	8 mm Ø	RWP 090	RCC4-R4-88SC
50	50	RWP 090	RCC4-R4-5050
50	35	RWP 090	RCC4-R4-5035
50	25	RWP 090	RCC4-R4-5025
10 mm Ø	10 mm Ø	RWP 115	RCC4-R4-1010SC
70	70	RWP 115	RCC4-R4-7070
70	50	RWP 115	RCC4-R4-7050
70	35	RWP 115	RCC4-R4-7035
70	25	RWP 115	RCC4-R4-7025
95	95	RWP 150	RCC4-R4-9595
95	70	RWP 150	RCC4-R4-9570
95	50	RWP 115	RCC4-R4-9550
95	35	RWP 115	RCC4-R4-9535
120	120	RWP 200	RCC4-R4-120120
120	95	RWP 200	RCC4-R4-12095
120	70	RWP 150	RCC4-R4-12070
120	50	RWP 150	RCC4-R4-12050
120	35	RWP 115	RCC4-R4-12035
120	25	RWP 150	RCC4-R4-12025
150	150	RWP 250	RCC4-R4-150150
150	120	RWP 250	RCC4-R4-150120
150	95	RWP 200	RCC4-R4-15095
150	70	RWP 150	RCC4-R4-15070
150	50	RWP 150	RCC4-R4-15050
185	185	2 X RWP 150	RCC4-R5-185185
185	150	RWP 250	RCC4-R4-185150
185	120	RWP 250	RCC4-R4-185120
185	95	RWP 200	RCC4-R4-18595
185	70	RWP 200	RCC4-R4-18570
240	240	2 X RWP 250	RCC4-R5-240240
240	185	2 X RWP 200	RCC4-R5-240185
240	150	2 X RWP 200	RCC4-R5-240150
240	120	2 X RWP 150	RCC4-R5-240120
240	95	2 X RWP 150	RCC4-R5-24095
300	300	3 X RWP 200	RCC4-R5-300300
300	240	3 X RWP 200	RCC4-R5-300240
300	185	2 X RWP 250	RCC4-R5-300185
300	150	2 X RWP 250	RCC4-R5-300150
300	120	2 X RWP 200	RCC4-R5-300120



* Representative sizes shown in here. Other sizes are also available on request.

*** CABLE TO CABLE RCC6**

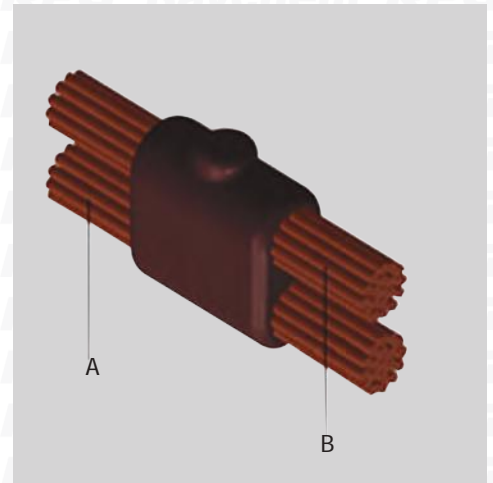
A mm ²	B mm ²	Weld & Ignition Powder	Mould
10	10	RWP 32	RCC6-R4-1010
16	16	RWP 32	RCC6-R4-1616
25	25	RWP 32	RCC6-R4-2525
35	35	RWP 65	RCC6-R4-3535
35	25	RWP 45	RCC6-R4-3525
50	50	RWP 90	RCC6-R4-5050
50	35	RWP 65	RCC6-R4-5035
50	25	RWP 65	RCC6-R4-5025
70	70	RWP 115	RCC6-R4-7070
70	50	RWP 115	RCC6-R4-7050
70	35	RWP 90	RCC6-R4-7035
70	25	RWP 90	RCC6-R4-7025
95	95	RWP 150	RCC6-R4-9595
95	70	RWP 150	RCC6-R4-9570
95	50	RWP 115	RCC6-R4-9550
95	35	RWP 115	RCC6-R4-9535
120	120	RWP 200	RCC6-R4-120120
120	95	RWP 200	RCC6-R4-12095
120	70	RWP 150	RCC6-R4-12070
120	50	RWP 115	RCC6-R4-12050
150	150	RWP 250	RCC6-R4-150150
150	120	RWP 250	RCC6-R4-150120
150	95	RWP 200	RCC6-R4-15095
150	70	RWP 150	RCC6-R4-15070
185	185	RWP 250	RCC6-R4-185185
185	150	RWP 250	RCC6-R4-185150
185	120	RWP 200	RCC6-R4-185120
185	95	RWP 150	RCC6-R4-18595
240	240	2 X RWP 150	RCC6-R5-240240
240	185	RWP 250	RCC6-R4-240185
240	150	RWP 250	RCC6-R4-240150
240	120	RWP 200	RCC6-R4-240120



* Representative sizes shown in here. Other sizes are also available on request.

* CABLE TO CABLE RCC7

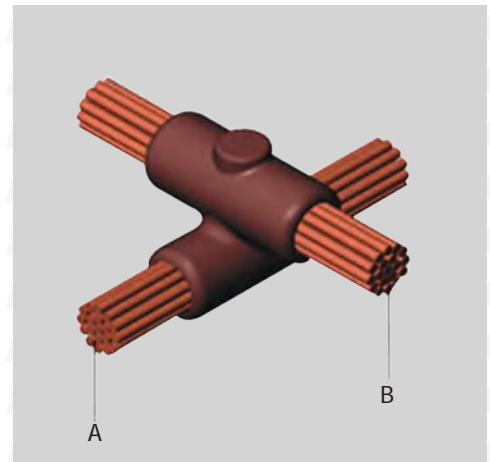
A mm ²	B mm ²	Weld & Ignition Powder	Mould
10	10	RWP 045	RCC7-R4-1010
16	16	RWP 045	RCC7-R4-1616
25	25	RWP 045	RCC7-R4-2525
35	35	RWP 065	RCC7-R4-3535
35	30	RWP 065	RCC7-R4-3530
35	25	RWP 065	RCC7-R4-3525
8 mm Ø	8 mm Ø	RWP 090	RCC7-R4-88SC
50	50	RWP 090	RCC7-R4-5050
50	35	RWP 090	RCC7-R4-5035
50	25	RWP 065	RCC7-R4-5025
10 mm Ø	10 mm Ø	RWP 115	RCC7-R4-1010SC
70	70	RWP 115	RCC7-R4-7070
70	50	RWP 115	RCC7-R4-7050
70	35	RWP 090	RCC7-R4-7035
70	30	RWP 090	RCC7-R4-7030
70	25	RWP 090	RCC7-R4-7025
95	95	RWP 150	RCC7-R4-9595
95	70	RWP 115	RCC7-R4-9570
95	50	RWP 115	RCC7-R4-9550
95	35	RWP 115	RCC7-R4-9535
120	120	RWP 200	RCC7-R4-120120
120	95	RWP 200	RCC7-R4-12095
120	70	RWP 150	RCC7-R4-12070
120	50	RWP 150	RCC7-R4-12050
120	35	RWP 150	RCC7-R4-12035
150	150	2 X RWP 150	RCC7-R5-150150
150	120	RWP 250	RCC7-R4-150120
150	95	RWP 200	RCC7-R4-15095
150	70	RWP 150	RCC7-R4-15070
150	50	RWP 150	RCC7-R4-15050
185	185	2 X RWP 150	RCC7-R5-185185
185	150	2 X RWP 150	RCC7-R5-185150
185	120	RWP 250	RCC7-R4-185120
185	95	RWP 200	RCC7-R4-18595
185	70	RWP 200	RCC7-R4-18570
240	240	2 X RWP 200	RCC7-R5-240240
240	185	2 X RWP 150	RCC7-R5-240185
240	150	2 X RWP 150	RCC7-R5-240150
240	120	RWP 250	RCC7-R4-240120
240	95	RWP 250	RCC7-R4-24095
300	300	2 X RWP 250	RCC7-R5-300300
300	240	2 X RWP 250	RCC7-R5-300240
300	185	2 X RWP 200	RCC7-R5-300185
300	150	2 X RWP 150	RCC7-R5-300150
300	120	2 X RWP 150	RCC7-R5-300120



* Representative sizes shown in here. Other sizes are also available on request.

*** CABLE TO CABLE RCC11**

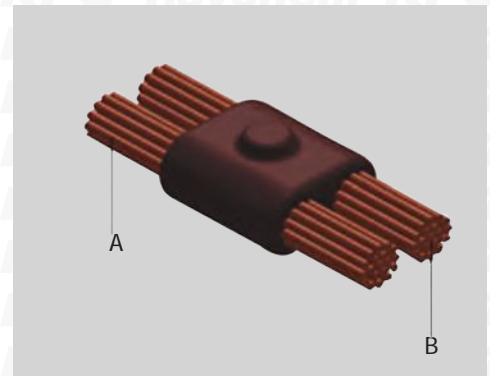
A mm ²	B mm ²	Weld & Ignition Powder	Mould
10	10	RWP 065	RCC11-R4-1010
16	16	RWP 065	RCC11-R4-1616
25	25	RWP 065	RCC11-R4-2525
35	25	RWP 090	RCC11-R4-3525
35	35	RWP 090	RCC11-R4-3535
50	25	RWP 115	RCC11-R4-5025
50	35	RWP 150	RCC11-R4-5035
50	50	RWP 150	RCC11-R4-5050
70	25	RWP 150	RCC11-R4-7025
70	35	RWP 150	RCC11-R4-7035
70	50	RWP 200	RCC11-R4-7050
70	70	RWP 200	RCC11-R4-7070
95	35	RWP 200	RCC11-R4-9535
95	50	RWP 200	RCC11-R4-9550
95	70	RWP 250	RCC11-R4-9570
95	95	RWP 250	RCC11-R4-9595
120	25	RWP 200	RCC11-R4-12025
120	35	RWP 200	RCC11-R4-12035
120	50	RWP 250	RCC11-R4-12050
120	70	RWP 250	RCC11-R4-12070
120	95	2 X RWP 150	RCC11-R5-12095
120	120	2 X RWP 150	RCC11-R5-120120
150	50	RWP 250	RCC11-R4-15050
150	70	2 X RWP 150	RCC11-R5-15070
150	95	2 X RWP 150	RCC11-R5-15095
150	120	2 X RWP 200	RCC11-R5-150120
150	150	2 X RWP 200	RCC11-R5-150150
185	70	2 X RWP 150	RCC11-R5-18570
185	95	2 X RWP 200	RCC11-R5-18595
185	120	2 X RWP 250	RCC11-R5-185120
185	150	2 X RWP 250	RCC11-R5-185150
185	185	2 X RWP 250	RCC11-R5-185185
240	95	2 X RWP 250	RCC11-R5-24095
240	120	2 X RWP 250	RCC11-R5-240120
240	150	3 X RWP 200	RCC11-R5-240150
240	185	3 X RWP 200	RCC11-R5-240185
240	240	3 X RWP 250	RCC11-R5-240240
300	300	4 X RWP 250	RCC11-R5-300300
400	400	5 X RWP 250	RCC11-R5-400400
8 mm Ø	8 mm Ø	RWP 150	RCC11-R4-88SC
10 mm Ø	10 mm Ø	RWP 150	RCC11-R4-1010SC



* Representative sizes shown in here. Other sizes are also available on request.

* CABLE TO CABLE RCC14

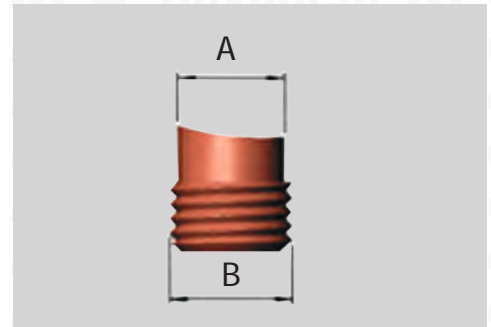
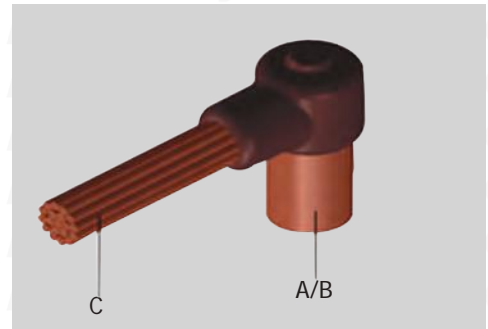
A mm ²	B mm ²	Weld & Ignition Powder	Mould
10	10	RWP 045	RCC14-R4-1010
16*	16	RWP 045	RCC14-R4-1616
25	25	RWP 045	RCC14-R4-2525
35	35	RWP 065	RCC14-R4-3535
35	25	RWP 065	RCC14-R4-3525
8 mm Ø	8 mm Ø	RWP 090	RCC14-R4-88SC
50	50	RWP 090	RCC14-R4-5050
50	35	RWP 090	RCC14-R4-5035
50	25	RWP 090	RCC14-R4-5025
10 mm Ø	10 mm Ø	RWP 115	RCC14-R4-1010SC
70	70	RWP 115	RCC14-R4-7070
70	50	RWP 115	RCC14-R4-7050
70	35	RWP 090	RCC14-R4-7035
70	25	RWP 090	RCC14-R4-7025
95	95	RWP 150	RCC14-R4-9595
95	70	RWP 150	RCC14-R4-9570
95	50	RWP 150	RCC14-R4-9550
95	35	RWP 115	RCC14-R4-9535
120	120	RWP 200	RCC14-R4-120120
120	95	RWP 200	RCC14-R4-12095
120	70	RWP 200	RCC14-R4-12070
120	50	RWP 150	RCC14-R4-12050
120	35	RWP 150	RCC14-R4-12035
150	150	2 X RWP 150	RCC14-R5-150150
150	120	RWP 250	RCC14-R4-150120
150	95	RWP 200	RCC14-R4-15095
150	70	RWP 150	RCC14-R4-15070
150	50	RWP 150	RCC14-R4-15050
185	185	2 X RWP 150	RCC14-R5-185185
185	150	2 X RWP 150	RCC14-R5-185150
185	120	RWP 250	RCC14-R4-185120
185	95	RWP 200	RCC14-R4-18595
185	70	RWP 200	RCC14-R4-18570
240	240	2 X RWP 200	RCC14-R5-240240
240	185	2 X RWP 150	RCC14-R5-240185
240	150	2 X RWP 150	RCC14-R5-240150
240	120	RWP 250	RCC14-R4-240120
240	95	RWP 250	RCC14-R4-24095
300	300	2 X RWP 250	RCC14-R5-300300
300	240	2 X RWP 250	RCC14-R5-300240
300	185	2 X RWP 200	RCC14-R5-300185
300	150	2 X RWP 150	RCC14-R5-300150
300	120	2 X RWP 150	RCC14-R5-300120



* Representative sizes shown in here. Other sizes are also available on request.

*** CABLE TO EARTH ROD RCR1**

A mm	B Inches	C mm ²	Weld & Ignition Powder	Mould
11.1	-	25	RWP 065	RCR1-R4-11125
11.1	-	35	RWP 065	RCR1-R4-11135
11.1	-	50	RWP 065	RCR1-R4-11150
11.1	-	70	RWP 090	RCR1-R4-11170
11.1	-	95	RWP 090	RCR1-R4-11195
11.1	-	120	RWP 090	RCR1-R4-111120
11.1	-	150	RWP 090	RCR1-R4-111150
12.7	1/2"	16	RWP 045	RCR1-R4-12716
12.7	1/2"	25	RWP 065	RCR1-R4-12725
12.7	1/2"	30	RWP 065	RCR1-R4-12730
12.7	1/2"	35	RWP 065	RCR1-R4-12735
12.7	1/2"	50	RWP 065	RCR1-R4-12750
12.7	1/2"	8 mm Ø	RWP 065	RCR1-R4-1278SC
12.7	1/2"	70	RWP 090	RCR1-R4-12770
12.7	1/2"	95	RWP 090	RCR1-R4-12795
12.7	1/2"	120	RWP 090	RCR1-R4-127120
12.7	1/2"	150	RWP 115	RCR1-R4-127150
12.7	1/2"	185	RWP 115	RCR1-R4-127185
12.7	1/2"	240	RWP 150	RCR1-R4-127240
12.7	1/2"	300	RWP 150	RCR1-R4-127300
14.2	5/8"	16*	RWP 065	RCR1-R4-14216
14.2	5/8"	25	RWP 065	RCR1-R4-14225
14.2	5/8"	30	RWP 065	RCR1-R4-14230
14.2	5/8"	35	RWP 065	RCR1-R4-14235
14.2	5/8"	50	RWP 090	RCR1-R4-14250
14.2	5/8"	8 mm Ø	RWP 090	RCR1-R4-1428SC
14.2	5/8"	70	RWP 090	RCR1-R4-14270
14.2	5/8"	95	RWP 090	RCR1-R4-14295
14.2	5/8"	120	RWP 090	RCR1-R4-142120
14.2	5/8"	150	RWP 115	RCR1-R4-142150
14.2	5/8"	185	RWP 115	RCR1-R4-142185
14.2	5/8"	240	RWP 150	RCR1-R4-142240
14.2	5/8"	300	RWP 200	RCR1-R4-142300
17.2	3/4"	16	RWP 065	RCR1-R4-17216
17.2	3/4"	25	RWP 065	RCR1-R4-17225
17.2	3/4"	30	RWP 090	RCR1-R4-17230
17.2	3/4"	35	RWP 065	RCR1-R4-17235
17.2	3/4"	50	RWP 090	RCR1-R4-17250
17.2	3/4"	8 mm Ø	RWP 090	RCR1-R4-1728SC
17.2	3/4"	70	RWP 090	RCR1-R4-17270
17.2	3/4"	95	RWP 090	RCR1-R4-17295
17.2	3/4"	120	RWP 090	RCR1-R4-172120

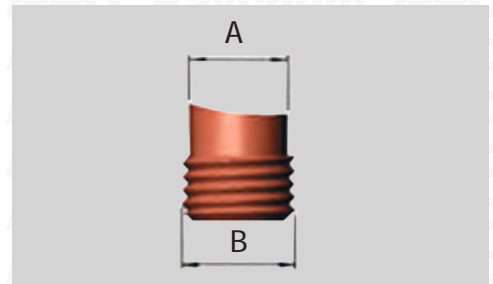
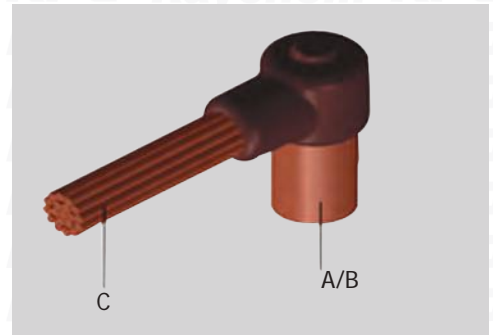


Continued...

* Representative sizes shown in here. Other sizes are also available on request.

*** CABLE TO EARTH ROD RCR1 Continued**

A mm	B Inches	C mm ²	Weld & Ignition Powder	Mould
17.2	3/4"	150	RWP 115	RCR1-R4-172150
17.2	3/4"	185	RWP 115	RCR1-R4-172185
17.2	3/4"	240	RWP 150	RCR1-R4-172240
17.2	3/4"	300	RWP 200	RCR1-R4-172300
25.4	1"	25	RWP 150	RCR1-R4-25425
25.4	1"	30	RWP 150	RCR1-R4-25430
25.4	1"	35	RWP 150	RCR1-R4-25435
25.4	1"	50	RWP 150	RCR1-R4-25450
25.4	1"	70	RWP 150	RCR1-R4-25470
25.4	1"	95	RWP 150	RCR1-R4-25495
25.4	1"	120	RWP 150	RCR1-R4-254120
25.4	1"	150	RWP 200	RCR1-R4-254150
25.4	1"	185	RWP 200	RCR1-R4-254185
25.4	1"	240	RWP 200	RCR1-R4-254240
25.4	1"	300	RWP 200	RCR1-R4-254300

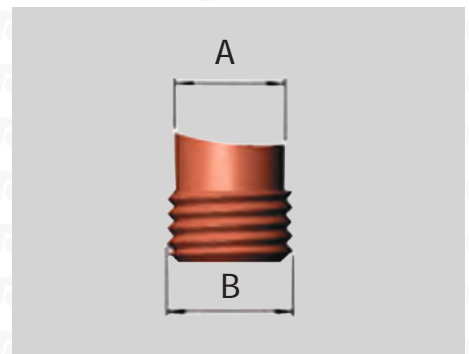



* Representative sizes shown in here. Other sizes are also available on request.

*** CABLE TO EARTH ROD RCR2**

A mm Ø	B Inches Ø	C mm ²	Weld & Ignition Powder	Mould
11.1	-	25	RWP 90	RCR2-R4-11125
11.1	-	30	RWP 90	RCR2-R4-11130
11.1	-	35	RWP 90	RCR2-R4-11135
11.1	-	50	RWP 90	RCR2-R4-11150
11.1	-	70	RWP 90	RCR2-R4-11170
11.1	-	95	RWP 115	RCR2-R4-11195
11.1	-	120	RWP 150	RCR2-R4-111120
11.1	-	150	RWP 150	RCR2-R4-111150
12.7	1/2"	16	RWP 090	RCR2-R4-12716
12.7	1/2"	25	RWP 090	RCR2-R4-12725
12.7	1/2"	30	RWP 090	RCR2-R4-12730
12.7	1/2"	35	RWP 090	RCR2-R4-12735
12.7	1/2"	50	RWP 090	RCR2-R4-12750
12.7	1/2"	8 mm Ø	RWP 065	RCR2-R4-1278SC
12.7	1/2"	70	RWP 090	RCR2-R4-12770
12.7	1/2"	95	RWP 115	RCR2-R4-12795
12.7	1/2"	120	RWP 150	RCR2-R4-127120
12.7	1/2"	150	RWP 150	RCR2-R4-127150
12.7	1/2"	185	RWP 200	RCR2-R4-127185
12.7	1/2"	240	RWP 200	RCR2-R4-127240
12.7	1/2"	300	RWP 250	RCR2-R4-127300
14.2	5/8"	16	RWP 065	RCR2-R4-14216
14.2	5/8"	25	RWP 090	RCR2-R4-14225
14.2	5/8"	30	RWP 090	RCR2-R4-14230
14.2	5/8"	35	RWP 090	RCR2-R4-14235
14.2	5/8"	50	RWP 090	RCR2-R4-14250
14.2	5/8"	8 mm Ø	RWP 090	RCR2-R4-1428SC
14.2	5/8"	70	RWP 115	RCR2-R4-14270
14.2	5/8"	95	RWP 115	RCR2-R4-14295
14.2	5/8"	120	RWP 150	RCR2-R4-142120
14.2	5/8"	150	RWP 200	RCR2-R4-142150
14.2	5/8"	185	RWP 200	RCR2-R4-142185
14.2	5/8"	240	RWP 250	RCR2-R4-142240
14.2	5/8"	300	2 X RWP 150	RCR2-R5-142300
17.2	3/4"	16*	RWP 090	RCR2-R4-17216
17.2	3/4"	25	RWP 090	RCR2-R4-17225
17.2	3/4"	30	RWP 090	RCR2-R4-17230
17.2	3/4"	35	RWP 090	RCR2-R4-17235
17.2	3/4"	50	RWP 115	RCR2-R4-17250

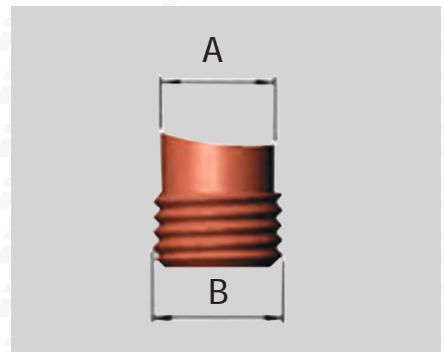

Continued...



* Representative sizes shown in here. Other sizes are also available on request.

*** CABLE TO EARTH ROD RCR2 Continued**

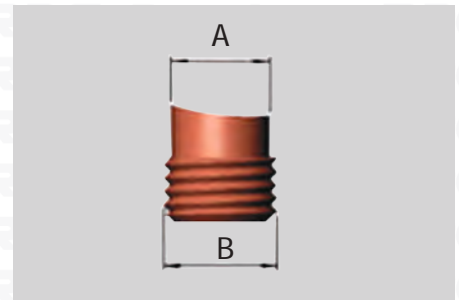
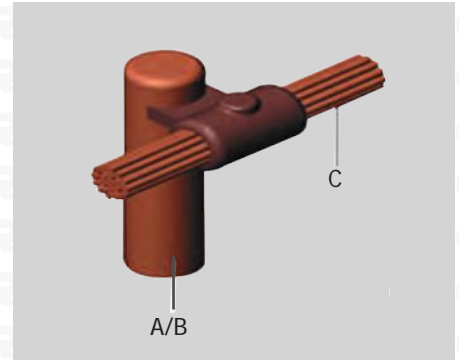
A mm Ø	B Inches Ø	C mm ²	Weld & Ignition Powder	Mould
17.2	3/4"	8 mm Ø	RWP 115	RCR2-R4-1728SC
17.2	3/4"	70	RWP 115	RCR2-R4-17270
17.2	3/4"	95	RWP 115	RCR2-R4-17295
17.2	3/4"	120	RWP 150	RCR2-R4-172120
17.2	3/4"	150	RWP 200	RCR2-R4-172150
17.2	3/4"	185	RWP 200	RCR2-R4-172185
17.2	3/4"	240	RWP 250	RCR2-R4-172240
17.2	3/4"	300	2 X RWP 150	RCR2-R5-172300
25.4	1"	25	RWP 150	RCR2-R4-25425
25.4	1"	30	RWP 150	RCR2-R4-25430
25.4	1"	35	RWP 150	RCR2-R4-25435
25.4	1"	50	RWP 150	RCR2-R4-25450
25.4	1"	70	RWP 150	RCR2-R4-25470
25.4	1"	95	RWP 150	RCR2-R4-25495
25.4	1"	120	RWP 200	RCR2-R4-254120
25.4	1"	150	RWP 200	RCR2-R4-254150
25.4	1"	185	RWP 250	RCR2-R4-254185
25.4	1"	240	RWP 250	RCR2-R4-254240
25.4	1"	300	2 X RWP 150	RCR2-R4-254300



* Representative sizes shown in here. Other sizes are also available on request.

*** CABLE TO EARTH ROD RCR3**

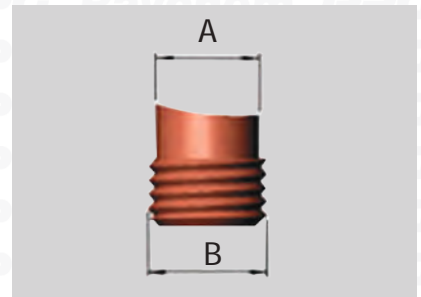
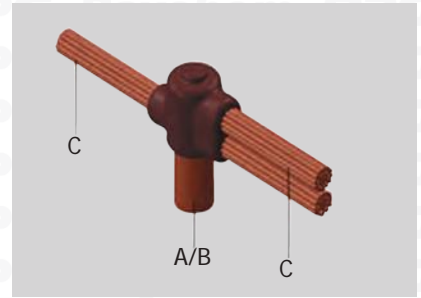
A mm Ø	B Inches Ø	C mm ²	Weld & Ignition Powder	Mould
12.7	1/2"	16	RWP 090	RCR3-R9-12716
12.7	1/2"	25	RWP 090	RCR3-R9-12725
12.7	1/2"	35	RWP 090	RCR3-R9-12735
12.7	1/2"	50	RWP 115	RCR3-R9-12750
12.7	1/2"	8 mm Ø	RWP 115	RCR3-R9-1278SC
12.7	1/2"	70	RWP 115	RCR3-R9-12770
12.7	1/2"	95	RWP 115	RCR3-R9-127R95
12.7	1/2"	120	RWP 150	RCR3-R9-127120
12.7	1/2"	150	-	RCR3-R9-127120
12.7	1/2"	185	-	RCR3-R9-127120
12.7	1/2"	240	-	RCR3-R9-127120
12.7	1/2"	300	-	RCR3-R9-127120
14.2	5/8"	16*	RWP 090	RCR3-R9-14216
14.2	5/8"	25	RWP 090	RCR3-R9-14225
14.2	5/8"	35	RWP 090	RCR3-R9-14235
14.2	5/8"	50	RWP 115	RCR3-R9-14250
14.2	5/8"	8 mm Ø	RWP 115	RCR3-R9-1428SC
14.2	5/8"	70	RWP 115	RCR3-R9-14270
14.2	5/8"	95	RWP 115	RCR3-R9-142R95
14.2	5/8"	120	RWP 150	RCR3-R9-142120
14.2	5/8"	150	RWP 150	RCR3-R9-142150
14.2	5/8"	185	RWP 200	RCR3-R9-142185
14.2	5/8"	240	2 x RWP 200	RCR3-R10-142240
14.2	5/8"	300	-	RCR3-R10-142300
17.2	3/4"	16	RWP 090	RCR3-R9-17216
17.2	3/4"	25	RWP 090	RCR3-R9-17225
17.2	3/4"	35	RWP 090	RCR3-R9-17235
17.2	3/4"	50	RWP 115	RCR3-R9-17250
17.2	3/4"	8 mm Ø	RWP 115	RCR3-R9-1728SC
17.2	3/4"	70	RWP 150	RCR3-R9-17270
17.2	3/4"	95	RWP 150	RCR3-R9-172R95
17.2	3/4"	120	RWP 200	RCR3-R9-172120
17.2	3/4"	150	RWP 250	RCR3-R9-172150
17.2	3/4"	185	2 x RWP 200	RCR3-R10-172185
17.2	3/4"	240	2 x RWP 250	RCR3-R10-172240
17.2	3/4"	300	3 x RWP 200	RCR3-R10-172300



* Representative sizes shown in here. Other sizes are also available on request.

* CABLE TO EARTH ROD RCR17

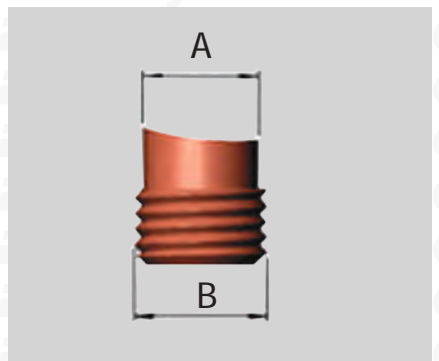
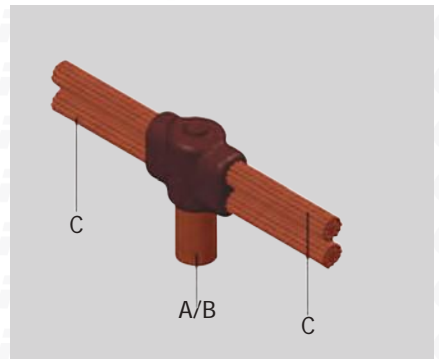
A mm Ø	B Inches Ø	C mm ²	Weld & Ignition Powder	Mould
12.7	1/2"	16	RWP 090	RCR17-R4-12716
12.7	1/2"	25	RWP 090	RCR17-R4-12725
12.7	1/2"	30	RWP 090	RCR17-R4-12730
12.7	1/2"	35	RWP 115	RCR17-R4-12735
12.7	1/2"	50	RWP 115	RCR17-R4-12750
12.7	1/2"	8 mm Ø	RWP 115	RCR17-R4-1278SC
12.7	1/2"	70	RWP 150	RCR17-R4-12770
12.7	1/2"	95	RWP 200	RCR17-R4-12795
12.7	1/2"	120	RWP 250	RCR17-R4-127120
14.2	5/8"	16	RWP 90	RCR17-R4-14216
14.2	5/8"	25	RWP 90	RCR17-R4-14225
14.2	5/8"	30	RWP 115	RCR17-R4-14230
14.2	5/8"	35	RWP 115	RCR17-R4-14235
14.2	5/8"	50	RWP 150	RCR17-R4-14250
14.2	5/8"	8 mm Ø	RWP 115	RCR17-R4-1428SC
14.2	5/8"	70	RWP 200	RCR17-R4-14270
14.2	5/8"	95	RWP 250	RCR17-R4-14295
14.2	5/8"	120	2 x RWP 150	RCR17-R5-142120
14.2	5/8"	150	2 x RWP 200	RCR17-R5-142150
14.2	5/8"	185	2 x RWP 150	RCR17-R5-142185
14.2	5/8"	240	3 x RWP 200	RCR17-R5-142240
17.2	3/4"	16	RWP 115	RCR17-R4-17216
17.2	3/4"	25	RWP 115	RCR17-R4-17225
17.2	3/4"	30	RWP 115	RCR17-R4-17230
17.2	3/4"	35	RWP 150	RCR17-R4-17235
17.2	3/4"	50	RWP 150	RCR17-R4-17250
17.2	3/4"	8 mm Ø	RWP 150	RCR17-R4-1728SC
17.2	3/4"	70	RWP 200	RCR17-R4-17270
17.2	3/4"	95	RWP 250	RCR17-R4-17295
17.2	3/4"	120	2 x RWP 150	RCR17-R5-172120
17.2	3/4"	150	2 x RWP 200	RCR17-R5-172150
17.2	3/4"	185	3 x RWP 150	RCR17-R5-172185
17.2	3/4"	240	3 x RWP 200	RCR17-R5-172240
17.2	3/4"	300	2 x RWP 250	RCR17-R4-172300
25.4	1"	25	RWP 115	RCR17-R4-25425
25.4	1"	30	RWP 150	RCR17-R4-25430
25.4	1"	35	RWP 150	RCR17-R4-25435
25.4	1"	50	RWP 200	RCR17-R4-25450
25.4	1"	70	RWP 250	RCR17-R4-25470
25.4	1"	95	2 x RWP 150	RCR17-R5-25495
25.4	1"	120	2 x RWP 200	RCR17-R5-254120
25.4	1"	150	3 x RWP 150	RCR17-R5-254150
25.4	1"	185	3 x RWP 200	RCR17-R5-254185
25.4	1"	240	3 x RWP 250	RCR17-R5-254240



* Representative sizes shown in here. Other sizes are also available on request.

*** CABLE TO EARTH ROD RCR24**

A mm Ø	B Inches Ø	C mm ²	Weld & Ignition Powder	Mould
11.1	-	25	RWP 115	RCR24-R4-11125
11.1	-	30	RWP 115	RCR24-R4-11130
11.1	-	35	RWP 115	RCR24-R4-11135
11.1	-	50	RWP 150	RCR24-R4-11150
11.1	-	70	RWP 250	RCR24-R4-11170
11.1	-	95	RWP 250	RCR24-R4-11195
11.1	-	120	2 X RWP 150	RCR24-R5-111120
11.1	-	150	2 X RWP 200	RCR24-R5-111150
12.7	1/2"	16	RWP 090	RCR24-R4-12716
12.7	1/2"	25	RWP 115	RCR24-R4-12725
12.7	1/2"	30	RWP 115	RCR24-R4-12730
12.7	1/2"	35	RWP 115	RCR24-R4-12735
12.7	1/2"	50	RWP 150	RCR24-R4-12750
12.7	1/2"	8 mm Ø	RWP 115	RCR24-R4-1278SC
12.7	1/2"	70	RWP 200	RCR24-R4-12770
12.7	1/2"	95	RWP 250	RCR24-R4-12795
12.7	1/2"	120	2 X RWP 150	RCR24-R4-127120
12.7	1/2"	150	2 X RWP 200	RCR24-R4-127150
14.2	5/8"	16	RWP 090	RCR24-R4-14216
14.2	5/8"	25	RWP 115	RCR24-R4-14225
14.2	5/8"	30	RWP 150	RCR24-R4-14230
14.2	5/8"	35	RWP 150	RCR24-R4-14235
14.2	5/8"	50	RWP 200	RCR24-R4-14250
14.2	5/8"	8 mm Ø	RWP 200	RCR24-R4-1428SC
14.2	5/8"	70	RWP 250	RCR24-R4-14270
14.2	5/8"	95	2 XRWP 150	RCR24-R5-14295
14.2	5/8"	120	2 X RWP 200	RCR24-R5-142120
14.2	5/8"	150	3 X RWP 150	RCR24-R5-142150
14.2	5/8"	185	2 X RWP 250	RCR24-R5-142185
14.2	5/8"	240	3 X RWP 250	RCR24-R5-142240

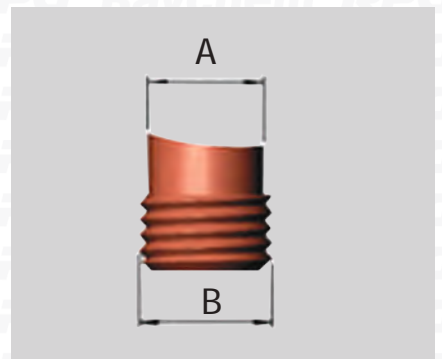
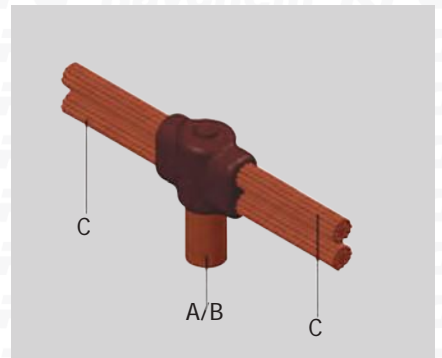


Continued...

* Representative sizes shown in here. Other sizes are also available on request.

*** CABLE TO EARTH ROD RCR24 Continued**


A mm Ø	B Inches Ø	C mm ²	Weld & Ignition Powder	Mould
17.2	3/4"	16	RWP 115	RCR24-R4-14216
17.2	3/4"	25	RWP 115	RCR24-R4-17225
17.2	3/4"	30	RWP 150	RCR24-R4-17230
17.2	3/4"	35	RWP 150	RCR24-R4-17235
17.2	3/4"	50	RWP 200	RCR24-R4-17250
17.2	3/4"	8 mm Ø	RWP 250	RCR24-R4-1728SC
17.2	3/4"	70	RWP 250	RCR24-R4-17270
17.2	3/4"	95	2 X RWP 150	RCR24-R4-17295
17.2	3/4"	120	2 X RWP 200	RCR24-R5-172120
17.2	3/4"	150	3 X RWP 150	RCR24-R5-172150
17.2	3/4"	185	3 X RWP 200	RCR24-R5-172185
17.2	3/4"	240	3 X RWP 250	RCR24-R5-172240
17.2	3/4"	300	3 X RWP 250	RCR24-R5-172300
25.4	1"	25	RWP 150	RCR24-R4-25425
25.4	1"	30	RWP 200	RCR24-R4-25430
25.4	1"	35	RWP 200	RCR24-R4-25435
25.4	1"	50	RWP 250	RCR24-R4-25450
25.4	1"	70	2 X RWP 150	RCR24-R5-25470
25.4	1"	95	2 X RWP 200	RCR24-R5-25495
25.4	1"	120	2 X RWP 250	RCR24-R5-254120
25.4	1"	150	3 X RWP 200	RCR24-R5-254150
25.4	1"	185	3 X RWP 250	RCR24-R5-254185
25.4	1"	240	4 X RWP 250	RCR24-R5-254240



* Representative sizes shown in here. Other sizes are also available on request.

* CABLE TO REINFORCING BAR RCRE2

A mm ²	B mm ²	Weld & Ignition Powder	Mould
12	240	RWP 250	RCRE2-R4-12R240
13	25	RWP 090	RCRE2-R4-13R25
13	35	RWP 090	RCRE2-R4-13R35
13	50	RWP 115	RCRE2-R4-13R50
13	70	RWP 115	RCRE2-R4-13R70
13	95	RWP 150	RCRE2-R4-13R95
16	16	RWP 090	RCRE2-R4-16R16
16	25	RWP 090	RCRE2-R4-16R25
16	35	RWP 090	RCRE2-R4-16R35
16	8 mm Ø	RWP 115	RCRE2-R4-16R8SC
16	50	RWP 115	RCRE2-R4-16R50
16	10 mm Ø	RWP 115	RCRE2-R4-16R10SC
16	70	RWP 115	RCRE2-R4-16R70
16	95	RWP 150	RCRE2-R4-16R95
16	120	RWP 150	RCRE2-R4-16R120
16	150	RWP 200	RCRE2-R4-16R150
16	185	RWP 200	RCRE2-R4-16R185
16	240	RWP 250	RCRE2-R4-16R240
16	300	2 X RWP 150	RCRE2-R4-16R300
18	16*	RWP 115	RCRE2-R4-18R16
18	25	RWP 115	RCRE2-R4-18R25
18	35	RWP 115	RCRE2-R4-18R35
18	8 mm Ø	RWP 150	RCRE2-R4-18R8SC
18	50	RWP 115	RCRE2-R4-18R50
18	10 mm Ø	RWP 150	RCRE2-R4-18R10SC
18	70	RWP 150	RCRE2-R4-18R70
18	95	RWP 150	RCRE2-R4-18R95
18	120	RWP 200	RCRE2-R4-18R120
18	150	RWP 200	RCRE2-R4-18R150
18	185	RWP 200	RCRE2-R4-18R185
18	240	RWP 250	RCRE2-R4-18R240
18	300	2 X RWP 150	RCRE2-R4-18R300
20	16*	RWP 115	RCRE2-R4-20R16
20	25	RWP 115	RCRE2-R4-20R25
20	35	RWP 115	RCRE2-R4-20R35
20	8 mm Ø	RWP 150	RCRE2-R4-20R8SC
20	50	RWP 150	RCRE2-R4-20R50
20	10 mm Ø	RWP 150	RCRE2-R4-20R10SC
20	70	RWP 150	RCRE2-R4-20R70
20	95	RWP 200	RCRE2-R4-20R95
20	120	RWP 200	RCRE2-R4-20R120
20	150	RWP 200	RCRE2-R4-20R150




Continued...

* Representative sizes shown in here. Other sizes are also available on request.

*** CABLE TO REINFORCING BAR RCRE2** Continued

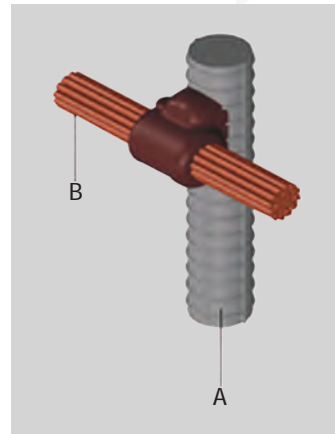
A mm ²	B mm ²	Weld & Ignition Powder	Mould
20	185	RWP 250	RCRE2-R4-20R185
20	240	2 X RWP 150	RCRE2-R4-20R240
20	300	2 X RWP 200	RCRE2-R5-20R300
22	35	RWP 115	RCRE2-R4-22R35
22	50	RWP 115	RCRE2-R4-22R50
22	70	RWP 150	RCRE2-R4-22R70
22	95	RWP 150	RCRE2-R4-22R95
25	16	RWP 200	RCRE2-R4-25R16
25	25	RWP 200	RCRE2-R4-25R25
25	35	RWP 200	RCRE2-R4-25R35
25	8 mm Ø	RWP 200	RCRE2-R4-25R8SC
25	50	RWP 200	RCRE2-R4-25R50
25	10 mm Ø	RWP 250	RCRE2-R4-25R10SC
25	70	RWP 250	RCRE2-R4-25R70
25	95	RWP 250	RCRE2-R4-25R95
25	120	RWP 250	RCRE2-R4-25R120
25	150	2 X RWP 150	RCRE2-R4-25R150
25	185	2 X RWP 150	RCRE2-R5-25R185
25	240	2 X RWP 200	RCRE2-R5-25R240
25	300	2 X RWP 200	RCRE2-R5-25R300
30	16*	RWP 250	RCRE2-R4-30R16
30	25	RWP 250	RCRE2-R4-30R25
30	35	RWP 250	RCRE2-R4-30R35
30	8 mm Ø	2 X RWP 150	RCRE2-R4-30R8SC
30	50	2 X RWP 150	RCRE2-R4-30R50
30	10 mm Ø	2 X RWP 150	RCRE2-R4-30R10SC
30	70	2 X RWP 150	RCRE2-R4-30R70
30	95	2 X RWP 150	RCRE2-R5-30R95
30	120	2 X RWP 200	RCRE2-R4530R120
30	150	2 X RWP 200	RCRE2-R5-30R150
30	185	2 X RWP 250	RCRE2-R5-30R185
30	240	3 X RWP 200	RCRE2-R5-30R240
30	300	3 X RWP 200	RCRE2-R5-30R300
32	35	RWP 115	RCRE2-R4-32R35
32	50	RWP 150	RCRE2-R4-32R50
32	70	RWP 200	RCRE2-R4-32R70
32	95	RWP 200	RCRE2-R5-32R95
32	120	RWP 250	RCRE2-R5-32R120
32	240	2 X RWP 200	RCRE2-R5-32R240
36	35	RWP 115	RCRE2-R4-36R35
36	50	RWP 150	RCRE2-R4-36R50
36	70	RWP 200	RCRE2-R4-36R70
36	95	RWP 200	RCRE2-R5-36R95



* Representative sizes shown in here. Other sizes are also available on request.

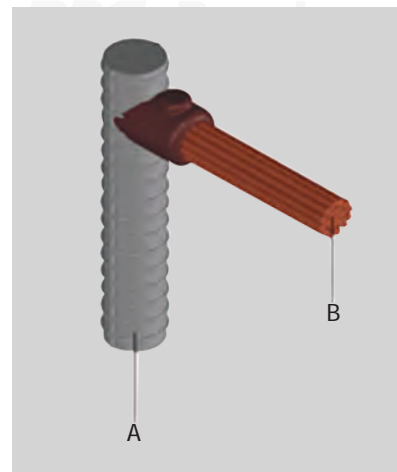
* CABLE TO REINFORCING BAR RCRE3

A mm ²	B mm ²	Weld & Ignition Powder	Mould
10-40	16	RWP 045	RCRE3-R3-16
10-40	25	RWP 045	RCRE3-R3-25
10-40	35	RWP 045	RCRE3-R3-35
10-40	8 mm Ø	RWP 090	RCRE3-R3-8SC
10-40	50	RWP 090	RCRE3-R3-50
10-40	10 mm Ø	RWP 090	RCRE3-R3-10SC
10-40	70	RWP 090	RCRE3-R3-70
10-40	95	RWP 090	RCRE3-R3-95
10-40	120	RWP 090	RCRE3-R3-120



* CABLE TO REINFORCING BAR RCRE6

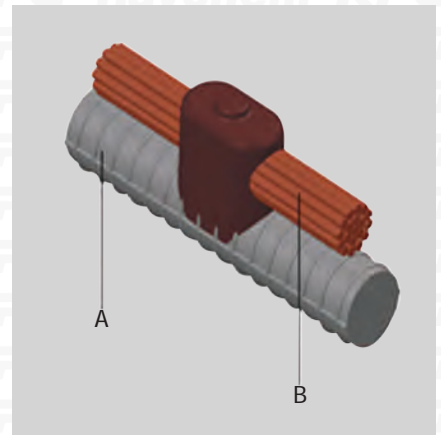
A mm ² Ø	B mm ²	Weld & Ignition Powder	Mould
10-40	16*	RWP 045	RCRE6-R3-16
10-40	25	RWP 045	RCRE6-R3-25
10-40	35	RWP 045	RCRE6-R3-35
10-40	8 mm Ø	RWP 065	RCRE6-R3-8SC
10-40	50	RWP 065	RCRE6-R3-50
10-40	10 mm Ø	RWP 090	RCRE6-R3-10SC
10-40	70	RWP 090	RCRE6-R3-70
10-40	95	RWP 090	RCRE6-R3-95
10-40	120	RWP 115	RCRE6-R4-120



* Representative sizes shown in here. Other sizes are also available on request.

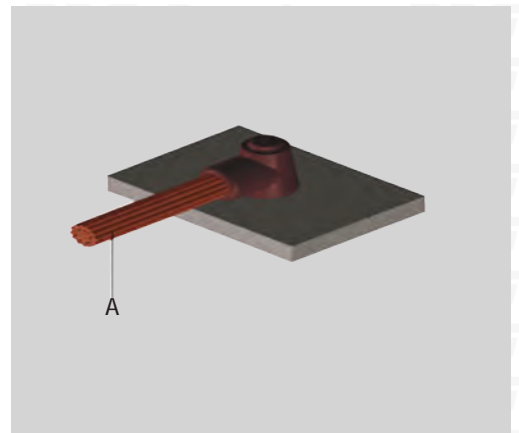
* CABLE TO REINFORCING BAR RCRE17

A mm ² Ø	B mm ²	Weld & Ignition Powder	Mould
10-40	16	RWP 045	RCRE17-R3-16
10-40	25	RWP 045	RCRE17-R3-25
10-40	35	RWP 045	RCRE17-R3-35
10-40	8 mm Ø	RWP 090	RCRE17-R3-8SC
10-40	50	RWP 090	RCRE17-R3-50
10-40	10 mm Ø	RWP 090	RCRE17-R3-10SC
10-40	70	RWP 090	RCRE17-R3-70
10-40	95	RWP 090	RCRE17-R3-95
10-40	120	RWP 090	RCRE17-R3-120



* CABLE TO STEEL SURFACE & PIPE RCS1

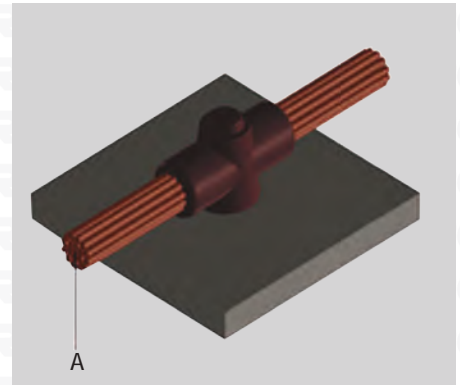
A mm ²	Weld & Ignition Powder	Mould
16	For details refer the table for RCS8	
25		
35		
8 mm Ø	RWP 090	RCS1-R4-8SC
50	RWP 090	RCS1-R4-50-FU
10 mm Ø	RWP 090	RCS1-R4-10SC
70	RWP 090	RCS1-R4-70
95	RWP 115	RCS1-R4-95
120	RWP 115	RCS1-R4-120
150	RWP 150	RCS1-R4-150
185	RWP 200	RCS1-R4-185
240	RWP 200	RCS1-R4-240
300	RWP 250	RCS1-R4-300



* Representative sizes shown in here. Other sizes are also available on request.

* CABLE TO STEEL SURFACE & PIPE RCS2

A mm ²	Weld & Ignition Powder	Mould
16	For details refer the table for RCS9	
25		
35		
8 mm Ø	RWP 090	RCS2-R4-8SC
50	RWP 090	RCS2-R4-50
10 mm Ø	RWP 115	RCS2-R4-10SC
70	RWP 115	RCS2-R4-70
95	RWP 1 15	RCS2-R4-95
120	RWP 150	RCS2-R4-120
150	RWP 200	RCS2-R4-150
185	RWP 250	RCS2-R4-185
240	RWP 2 x 150	RCS2-R5-240
300	RWP 2 x 200	RCS2-R5-300



* CABLE TO STEEL SURFACE & PIPE CS3

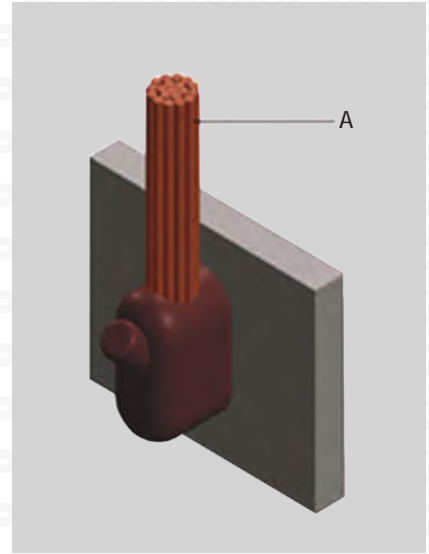
A mm ²	Weld & Ignition Powder	Mould
16	RWP 045	RCS3-R4-16
25	RWP 045	RCS3-R4-25
35	RWP 045	RCS3-R4-35
8 mm Ø	RWP 065	RCS3-R4-8SC
50	RWP 065	RCS3-R4-50
10 mm Ø	RWP 090	RCS3-R4-10SC
70	RWP 090	RCS3-R4-70
95	RWP 115	RCS3-R4-95
120	RWP 115	RCS3-R4-120
150	RWP 115	RCS3-R4-150
185	RWP 200	RCS3-R4-185
240	RWP 200	RCS3-R4-240
300	RWP 250	RCS3-R4-300



* Representative sizes shown in here. Other sizes are also available on request.

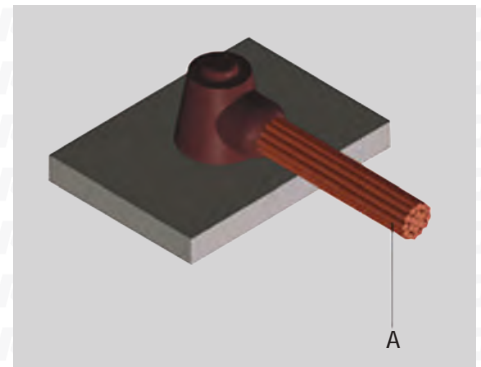
* CABLE TO STEEL SURFACE & PIPE RCS7

A mm ²	Weld & Ignition Powder	Mould
16	RWP 065	RCS7-R4-16
25	RWP 065	RCS7-R4-25
35	RWP 065	RCS7-R4-35
8 mm Ø	RWP 090	RCS7-R4-8SC
50	RWP 090	RCS7-R4-50
10 mm Ø	RWP 150	RCS7-R4-10SC
70	RWP 150	RCS7-R4-70
95	RWP 200	RCS7-R5-95
120	RWP 200	RCS7-R5-120
150	RWP 250	RCS7-R5-150
185	RWP 2 x 150	RCS7-R9-185
240	RWP 2 x 150	RCS7-R9-240
300	RWP 2 x 200	RCS7-R10-300



* CABLE TO STEEL SURFACE & PIPE RCS8

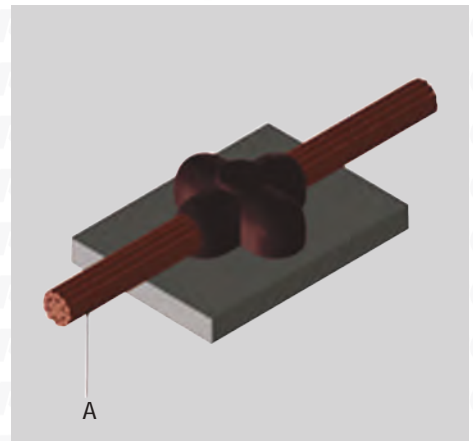
A mm ²	Weld & Ignition Powder	Mould
16	RWP 045	RCS8-R2-16
25	RWP 045	RCS8-R2-25
35	RWP 045	RCS8-R2-35
8 mm Ø	RWP 045	RCS8-R2-8SC
50	RWP 045	RCS8-R2-50
10 mm Ø	RWP 065	RCS8-R2-10SC
70	RWP 065	RCS8-R2-70
95	RWP 090	RCS8-R2-95
120	RWP 115	RCS8-R4-120
150	RWP 150	RCS8-R4-150
185	RWP 200	RCS8-R4-185
240	RWP 200	RCS8-R4-240
300	RWP 250	RCS8-R4-300



* Representative sizes shown in here. Other sizes are also available on request.


* CABLE TO STEEL SURFACE & PIPE RCS9

A mm ²	Weld & Ignition Powder	Mould
16	RWP 045	RCS9-R2-16
25	RWP 045	RCS9-R2-25
35	RWP 045	RCS9-R2-35
8 mm Ø	RWP 090	RCS9-R4-8SC
50	RWP 090	RCS9-R4-50
10 mm Ø	RWP 115	RCS9-R4-10SC
70	RWP 115	RCS9-R4-70
95	RWP 115	RCS9-R4-95
120	RWP 150	RCS9-R4-120
150	RWP 200	RCS9-R4-150
185	RWP 250	RCS9-R4-185
240	RWP 2 x 150	RCS9-R5-240



* CABLE TO STEEL SURFACE & PIPE RCS25

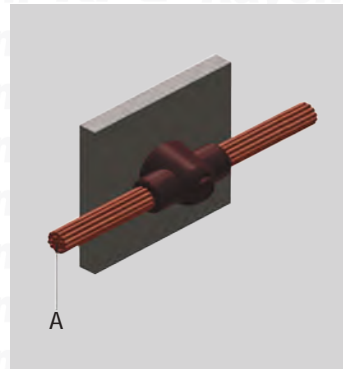
A mm ²	Weld & Ignition Powder	Mould
16	RWP 45	RCS25-R4-16
25	RWP 45	RCS25-R4-25
35	RWP 45	RCS25-R4-35
8 mm Ø	RWP 65	RCS25-R4-8SC
50	RWP 65	RCS25-R4-50
10 mm Ø	RWP 90	RCS25-R4-10SC
70	RWP 90	RCS25-R4-70
95	RWP 115	RCS25-R4-95
120	RWP 115	RCS25-R4-120
150	RWP 150	RCS25-R4-150
185	RWP 200	RCS25-R4-185
240	RWP 200	RCS25-R4-240
300	RWP 250	RCS25-R4-300



* Representative sizes shown in here. Other sizes are also available on request.

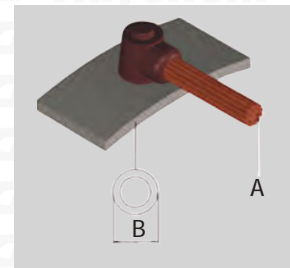
* CABLE TO STEEL SURFACE & PIPE RCS27

A mm ²	Weld & Ignition Powder	Mould
16	RWP 45	RCS25-R4-16
25	RWP 045	RCS27-R4-25
35	RWP 045	RCS27-R4-35
8 mm Ø	RWP 065	RCS27-R4-8SC
50	RWP 065	RCS27-R4-50
10 mm Ø	RWP 115	RCS27-R4-10SC
70	RWP 115	RCS27-R4-70
95	RWP 150	RCS27-R4-95
120	RWP 150	RCS27-R4-120
150	RWP 200	RCS27-R5-150
185	RWP 250	RCS27-R5-185
240	RWP 2 x 150	RCS27-R5-240
300	RWP 2 x 200	RCS27-R5-300



* CABLE TO STEEL SURFACE & PIPE RCS32

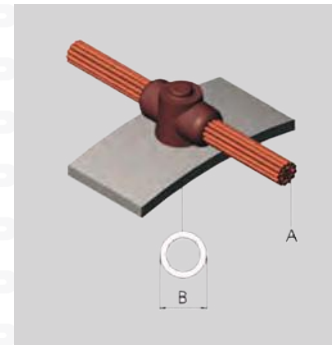
A mm ²	A mm Ø	Weld & Ignition Powder	Mould
2.5	< 125	RWP 015	RCS32-R1-2.5-A
2.5	> 125	RWP 015	RCS32-R1-2.5-B
4	< 125	RWP 015	RCS32-R1-4-A
4	> 125	RWP 015	RCS32-R1-4-B
6	< 125	RWP 015	RCS32-R1-6-A
6	> 125	RWP 015	RCS32-R1-6-B
10	< 125	RWP 025	RCS32-R1-10-A
10	> 125	RWP 025	RCS32-R1-10-B
16	< 125	RWP 045	RCS32-R2-16-A
16	> 125	RWP 045	RCS32-R2-16-B
25	< 70	RWP 025	RCS32-R1-25-C
25	70-165	RWP 025	RCS32-R1-25-D
25	> 165	RWP 025	RCS32-R1-25-E
35	< 70	RWP 045	RCS32-R2-35-C
35	70-165	RWP 045	RCS32-R2-35-D
35	165-250	RWP 045	RCS32-R2-35-F
35	> 250	RWP 045	RCS32-R2-35-G
50	< 70	RWP 045	RCS32-R2-50-C
50	70-165	RWP 045	RCS32-R2-50-D
50	165-250	RWP 045	RCS32-R2-50-F
50	> 250	RWP 045	RCS32-R2-50-G
70	< 70	RWP 045	RCS32-R2-70-C
70	70-165	RWP 065	RCS32-R2-70-D
70	165-250	RWP 065	RCS32-R2-70-F
70	> 250	RWP 065	RCS32-R2-70-G



* Representative sizes shown in here. Other sizes are also available on request.

* CABLE TO STEEL SURFACE & PIPE RCS34

A mm ²	A mm Φ	Weld & Ignition Powder	Mould
2.5	< 125	RWP 015	RCS34-R2-2.5-A
2.5	> 125	RWP 015	RCS34-R2-2.5-B
4	< 125	RWP 015	RCS34-R2-4-A
4	> 125	RWP 015	RCS34-R2-4-B
6	< 125	RWP 015	RCS34-R2-6-A
6	> 125	RWP 015	RCS34-R2-6-B
10	< 125	RWP 032	RCS34-R2-10-A
10	> 125	RWP 032	RCS34-R2-10-B
16	< 125	RWP 032	RCS34-R2-16-A
16	> 125	RWP 032	RCS34-R2-16-B
25	< 70	RWP 032	RCS34-R2-25-C
25	70-165	RWP 032	RCS34-R2-25-D
25	> 165	RWP 032	RCS34-R2-25-E
35	< 70	RWP 045	RCS34-R2-35-C
35	70-165	RWP 045	RCS34-R2-35-D
35	165-250	RWP 045	RCS34-R2-35-F
35	> 250	RWP 045	RCS34-R2-35-G
50	< 70	RWP 065	RCS34-R2-50-C
50	70-165	RWP 065	RCS34-R2-50-D
50	165-250	RWP 065	RCS34-R2-50-F
50	> 250	RWP 065	RCS34-R2-50-G



* Representative sizes shown in here. Other sizes are also available on request.

4.4 ACCESSORIES

4.4.1. HANDLE CLAMPS

Small size	HCRRL - 3
Medium size	HCRRL - 4
Large size	HCRRL - 5



4.4.2. EXO-THERMIC WELD POWDER

Part No	Raychem RPG Item Description
RWP 015	Exo-thermic Welding Powder 15grams.
RWP 025	Exo-thermic Welding Powder 25grams.
RWP 032	Exo-thermic Welding Powder 32grams.
RWP 045	Exo-thermic Welding Powder 45grams.
RWP 065	Exo-thermic Welding Powder 65grams.
RWP 090	Exo-thermic Welding Powder 90grams.
RWP 115	Exo-thermic Welding Powder 115grams.
RWP 150	Exo-thermic Welding Powder 150grams.
RWP 200	Exo-thermic Welding Powder 200grams.
RWP 250	Exo-thermic Welding Powder 250grams.



Note: Ignition powder and steel disc provided as part of weld powder.

4.4.3. OTHER MISCELLANEOUS ACCESSORIES

Part No	Raychem RPG Item Description
RFG-01	Flint Gun
RMCB-01	Mould Cleaning Brush
RWCCB-01	Weld Cavity cleaning brush
RFCB-01	File Card Brush
RSRS-01+D13	Slag remover scrapper
RHG-01	Hand Gloves



5. ADDITIONAL PRODUCTS AVAILABLE

1. **Active System:**

Early Streamer Emission (ESE) Air terminal: With Galvanized Iron (GI) Pipe Support.

- The Early Streamer Emission (ESE) air terminals are Active Lightning Protection System (LPS).
- The Active air terminal follows the relevant standards as per NFC 17-102, UNE 21186 or similar.
- These do not require any external power supply.

2. **Lightning Stroke / Flash Counter.**

It counts the total Lightning Strike and displays in Analogue format.

Note:-

- Manual intervention required.
- Installation in multiple locations helps in easy maintenance and better results.

3. **Surge Protection Devices (SPD's).**

Surge Protection Devices (SPD's) protect the internal distribution boards / equipment against transient induced over voltage / current (Indirect lightning).

- Distribution SPD: Class I, Class I + II (B+C), Class II, Class III.
- Telecomm & Data SPD.

4. **Isolating Spark Gap (ISG) / Transient Earth Clamp.**

- Isolating spark gaps are installations above ground or underground which are useful to indirectly earth and connect functionally isolated parts of installations which are under lightning conditions.
- Isolating spark gaps provide galvanic isolation of electrically conducting parts of an installation that must not be connected to each other.



Raychem RPG (P) Ltd.

Corporate Office

RPG House, 463, Dr. A. B. Road, Worli, Mumbai - 400030
Tel. : +91 22 24937485 / 24937486
Fax : +91 22 24938879

International Business Division (IBD) - EBU

1,62, M.G. Rd., Near Bharat Petroleum Pump,
Off. Western Express Highway, P. Satavali, Bassein, Taluka Vasai,
Dist. Palghar
Tel. : +91 250 3057500
Fax : +91 250 2480046

GCC - Regional Office

Office No.906 SIT Tower, Dubai Silicon Oasis,
Dubai United Arab Emirates
P O Box No 294632
Tel: +971 4 345 4878 /898
Fax: +971 4 345 4801

Email : elaps@raychemrpg.com
www.raychemrpg.com

